

A publication of the Oregon Dental Association • February 2025



Join Us! 2025 Oregon Dental Conference

Connect Learn  
**GROW**

an event for the  
Entire Dental Team

**April 3–5, 2025**  
Oregon Convention  
Center, Portland



Check out the Oregon  
Dental Conference  
Preview Program inside!

*Starting on page 11*

To emphasize our association with ADS Transitions:

Consani Associates Limited is changing it's name to:  
ADS Northwest.



DENTAL TRANSITIONS™  
For Your Success,  
Our Experience Matters



**President/Broker**

paul@mydentalbroker.com

**Paul Consani**  
Portland Oregon  
(866) 348-3811



**Broker**

adam@mydentalbroker.com

**Adam Bratland**  
Eugene Oregon  
(541) 529-5507

[Info@mydentalbroker.com](mailto:Info@mydentalbroker.com)

[www.mydentalbroker.com](http://www.mydentalbroker.com)

[www.adstranstions.com](http://www.adstranstions.com)

(866) 348-3800

OR, WA, ID, MT,  
AK and HI.

### Our participation in the ADS Transitions Study-Club provides:

- **EXPERIENCE** Twice yearly in-person peer-to-peer meetings with 19 large regional brokers, averaging over 30 years in business each.
- **CONNECTION** Monthly video meeting of committees that study marketing, banking, DSO research, legal issues and the specialty markets.
- **KNOWLEDGE** Meeting with industry leading speakers to study trends in banking, DSOs, legal issues and cutting-edge marketplace factors.
- **EXPOSURE** Access to exclusive national advertising just for ADS Member Companies – adding to our extensive regional marketing mix

Consani Associates'  
ADS Northwest  
US Bancorp Tower  
111 SW Fifth Avenue  
Suite 3150  
Portland, OR 97204


### Oregon Based since 1996.

We are family owned and a proudly Independent brokerage firm hat has been part of the study club and advertising cooperative ADS Transitions For 18 years.

**INSIDE THIS ISSUE**

## FEATURES





- 11 JOIN US AT THE 2025 ODC!**
- 34 2025 LEGISLATIVE SESSION TO FOCUS ON HOUSING, TRANSPORTATION, BUDGETING**
- 39 DENTAL FOUNDATION OF OREGON**
- 40 ODC SPEAKER HIGHLIGHT: CBCT BASICS**
- 42 ODC SPEAKER HIGHLIGHT: INDIGENOUS ORAL HEALTH: EVERY DENTAL PROFESSIONAL'S ROLE**
- 45 NEW DENTIST CORNER**
- 47 COMPONENT HIGHLIGHT**
- 48 ODA EVENT**



## DEPARTMENTS


- 5 FROM THE EDITOR**
- 7 EVENTS AND EDUCATION**
- 9 MEMBER BENEFIT OF THE MONTH**
- 50 CLASSIFIED ADS**
- 50 INDEX TO ADVERTISERS**

## Connect Online

-  **Oregon Dental Association**
-  **OregonDental channel**
-  **Oregon Dental Association (private group)**
-  **@oregondental**

*Membership Matters* is an official publication of the Oregon Dental Association in support of its core purpose to advance the dental profession and promote the highest standard of oral health and oral health care.

*Membership Matters* is an official publication of the Oregon Dental Association in support of its core purpose to advance the dental profession and promote the highest standard of oral health and oral health care.

 8699 SW Sun Pl, Wilsonville, OR 97070, 503-218-2010 | 800-452-5628, info@oregondental.org, www.oregondental.org.



PUBLISHED FEBRUARY 2025/ODA-K0225 *Membership Matters* (ISSN 1082-4111) (USPS-905060) is published monthly (except January, July and October) by the Oregon Dental Association, 8699 SW Sun Pl, Wilsonville, OR 97070. All statements of opinion and of alleged fact are published on the authority of the writer under whose name they appear and are not to be regarded as the views of the ODA or its subsidiaries or affiliates. Subscription to *Membership Matters* is a member benefit of the Oregon Dental Association. The annual subscription rate for nonmembers is \$40. Single copies may be purchased for \$5 each.

Advertising. The acceptance of advertising for publication in *Membership Matters* should not be construed as endorsement by ODA of the advertiser or of the product or service being advertised. For advertising rates and information, contact Robyn Mourant at 1-800-796-2638, ext. 4324, or rmourant@naylor.com.

The entire contents of this publication are copyrighted by the Oregon Dental Association, 2025. All rights reserved. No part of this publication may be reproduced, reprinted, stored in a retrieval system, or transmitted in any form or by any means, electronic, mechanical, photocopying, recording, or otherwise without the prior written permission of the editor and the author.

Periodicals postage paid at Wilsonville, Oregon, and at additional mailing offices. POSTMASTER: Send address changes and all correspondence to: 8699 SW Sun Pl, Wilsonville, OR 97070; 503-218-2010 or 800-452-5628 (toll-free in Oregon).

Published by  550 SW 2nd Avenue, Suite 200, Gainesville, FL 32601, Tel: 800-369-6220 www.naylor.com, **Publisher** Kimberly Hough **Editor** Russell Underwood  
**Layout and Design** Manish Dutt Sharma

COVER IMAGES: PICTURES PROVIDED BY TEAL ROSE CO.

# Is lack of preparation putting your patients or practice at risk?

Would you know how to respond if a patient receiving treatment in your practice suffered a catastrophic medical event during the procedure?

**We're here to help you reduce your risks!**

OnDemand Course

## Shaping a Safe Future:

Optimizing Care with Patient Education and Team Training

Through our convenient, self-guided course, discover the skills and resources to optimize patient outcomes and help mitigate potential liabilities.

Upon seminar completion, earn **3.0 units ADA CERP C.E.** and a **5% Professional Liability premium discount\***



Scan here:



Learn more and register at  
[tdicinsurance.com/seminars](https://tdicinsurance.com/seminars)

**Protecting dentists. It's all we do.®**

[in](#) [t](#) @TDICinsurance | [tdicinsurance.com](https://tdicinsurance.com) | Lic # 2361-4

\*THIS DISCOUNT IS FOR THE PURPOSE OF SOLICITING SALES OF INSURANCE PRODUCTS. Void where prohibited. Not available in all states. TDIC policyholders who complete Risk Management Course, Shaping a Safe Future: Optimizing Care with Patient Education and Team Training, in a live seminar or eLearning option at least 90 days in advance of their policy renewal date will receive a two-year, 5% Professional Liability premium discount effective at the time of policy renewal. Premium discounts for full-length seminars or eLearning options completed within 90 days of policy renewal will not go into effect until the following year's policy renewal. For full rules, visit [tdicinsurance.com/RMdiscount](https://tdicinsurance.com/RMdiscount).

# Community. Voice. Perks. My Take on ODA Membership



By Alayna Schoblaske

## THIS IS A VERY SPECIAL ISSUE

of *Membership Matters* because it is being mailed to *all* dentists across Oregon so that we can highlight the Oregon Dental Conference and some of the other great work that the Oregon Dental Association is doing. For those of you who do not normally get *Membership Matters*, hello! Thank you for taking the time to riffle through these pages.

I am a 2017 graduate of Oregon Health & Science University, and I now practice general dentistry in a community health center in Medford, Oregon. My favorite procedures are extractions and class V composites. My perfect day off includes yoga, a hike, a good book, and dinner with my husband. I have served as the Editor for the ODA since 2018, a role in which I review each issue of *Membership Matters* and write a monthly editorial as well. (If this issue piques your interest, all issues of *Membership Matters* are available online at <https://www.oregondental.org/member-center/publications/membership-matters>.) I also have a couple of national volunteer roles with the American Dental Association. And, of course, I am an ODA and ADA member.

For most folks, the next question is a simple one. “Why?” Why do I believe in organized dentistry, and why am I a member? These days, after eight years of membership, my answer breaks down into three parts: community, voice, and perks.

**Community**—The biggest asset of the ADA, ODA, and your local dental

society is its people. Just this week, a dentist in Kentucky reached out to me asking for a dentist for his patient moving to Missoula. (In my national role, Montana is one of the states that I represent.) With just a couple of texts, I had recommendations for him. Also this week, I got an email from a fellow ODA member. She had been on an ADA council with a dentist who practices in Missouri and teaches at A.T. Still’s dental school. That Missouri dentist had met a dental student from Oregon who wants to move back and practice in public health. Within two emails, I was connected with the student. Wow! The ADA network is truly unbeatable, and I think our strength lies in our ability to connect dentists, dental students, pre-dental students, and patients to highly specific support and resources across the country.

**Voice**—Organized dentistry gives dentists the chance to share their voice and perspective from the most local settings to the national stage. We each have a unique experience of practicing dentistry, and when we can all share our perspectives, I believe that decisions will be more well-rounded and our profession will be stronger. Being involved with my local society (Southern Oregon Dental Society) and our ODA Board of Trustees has given me this opportunity to share my perspective and learn from other dentists. (Of course, as they say, if you’re not at the table, you’re on the menu. So you have to show up and participate for your voice to be heard.) Nationally,

the ADA is a steadfast advocate for dentists. ADA members and support staff consistently work with legislators and regulatory bodies to ensure that dentists’ voices are heard and our practices and patients are protected. The same happens at the state level—check out our 2025 ODA legislative priorities on page 34. The more I have gotten involved with organized dentistry, the more I appreciate just how much the ADA and ODA do to protect us, and how critical our advocacy efforts are!

**Perks**—I firmly believe that the ODA and ADA dues pay for themselves in networking opportunities and advocacy. (Did you know that the ADA lobbied to remove a provision that would have required most of us to re-plumb our entire clinics last year, an expense of at least \$20,000?) I do love the member perks that we get on top of that, though. My personal favorites are the Hertz travel discount (consistently the cheapest way to rent a car) and the Laurel Road preferred mortgage rate (I bought a house last year, and their rates were by far the lowest, saving me hundreds of dollars per month). Being a member has also given me exclusive access to events such as a private night at Universal Studios and an interview panel with all of Oregon’s candidates for governor.

That’s my why. Let me know—what is yours? And for those of you that are curious, I would invite you to attend the ODC, become a member, and get involved. Try it out for a year, and see if you might find *your* why, too. 🍷

*The opinions expressed in this editorial are solely the author’s own and do not reflect the views of the Oregon Dental Association or its affiliated organizations.*



# Experience the **Future** Of Dentistry

**Assured Dental Lab®** is honored to be recognized as a Straumann Alliance Lab



reflecting our shared dedication to quality and excellence in restorative dentistry. In a time when technological advancements are transforming the industry, we lead the way by providing a wide range of products and solutions that support both traditional and digital workflows.

## **Experience the Straumann Alliance Labs Benefits:**



- **Less invasive treatments:** *Increase patient acceptance*
- **Digital solutions:** *Streamline processes with digital workflows*
- **Aesthetic restorations:** *Create beautiful smiles with exceptional results*
- **Simplifying treatment protocols:** *Achieve impressive outcomes beyond expectations*
- **Ongoing development & education:** *Specializing in dental implant and aesthetic dentistry*
- **Prosthetic excellence:** *Enjoy flexible, reliable and efficient solutions*



Whether it's focused treatment planning, intra-oral scanning, or CAD/CAM prosthetics, we ensure your practice is equipped with the latest innovations to achieve the best outcomes for your patients.

**Assured Dental Lab®**

**877.283.5351**  
www.assureddentallab.com

Quality Products at Amazing Prices. Case after Case.

# Events & Education

## Component CE Calendar

CONTINUING  
EDUCATION

Calendar provided by Mehdi Salari, DMD

This calendar is current as of January 28, 2025

Please visit the host dental society website for the most up-to-date information.

Date	Dental Society	Course or Event Title	Speaker	CE	Location	More Information
02/21/25	Coastal Cascades	Medical Emergencies	Dr. Sam Bae	4	Corvallis (Community Center – Willow Room)	Register: <a href="http://www.bit.ly/LCDSEVENTBRITE">www.bit.ly/LCDSEVENTBRITE</a>
02/25/25	Clackamas County	Orthodontics	Dr. Jennifer Crowe	2	Oregon City (PWFC)	RSVP to <a href="mailto:executivedirector@clackamasdental.com">executivedirector@clackamasdental.com</a>
03/14/25	Coastal Cascades	Oral Ulcerations: What is Eating You?	Dr. Bryan Trump	2	Corvallis Elks Lodge	Register: <a href="http://www.bit.ly/LCDSEVENTBRITE">www.bit.ly/LCDSEVENTBRITE</a>
03/15/25	Coastal Cascades	Hands-on Biopsy Principles	Dr. Bryan Trump	3	Eugene (Lane Community College)	Register: <a href="http://www.bit.ly/LCDSEVENTBRITE">www.bit.ly/LCDSEVENTBRITE</a>
03/15/25	Coastal Cascades	Spring Dentist Social	-	-	Eugene – 255 Madison The Tasting Room	Register: <a href="http://www.bit.ly/LCDSEVENTBRITE">www.bit.ly/LCDSEVENTBRITE</a>
03/18/25	Clackamas County	Cultural Competency	Jeff Kerksen-Griep	2	Oregon City (PWFC)	RSVP to <a href="mailto:executivedirector@clackamasdental.com">executivedirector@clackamasdental.com</a>
03/20/25	Southern Oregon	The Future of AI in Dentistry	Sara Bayer – Nobel Biocare	2	West Ortho Medford	<a href="mailto:sodentalsociety@gmail.com">sodentalsociety@gmail.com</a>
04/17/25	Southern Oregon	NSK handpiece repair, maintenance and DIY (1 CE) & Medit Intraoral Scanners (1-1.5 CE)	Mike Langvin	2	West Ortho Medford	<a href="mailto:sodentalsociety@gmail.com">sodentalsociety@gmail.com</a>
04/21/25	Clackamas County	Botox	Dr. Olesya Salathe	2	Oregon City (PWFC)	RSVP to <a href="mailto:executivedirector@clackamasdental.com">executivedirector@clackamasdental.com</a>
05/01/25	Multnomah & Washington	Large Group Practive Social Event	-	-	TBD	Info/Register: <a href="http://www.multnomahdental.org">www.multnomahdental.org</a>
05/01/25	Coastal Cascades	The Latest & Greatest in Pediatric Dentistry	Dr. Greg Psaltis	2	Corvallis (Community Center – Willow Room)	Register: <a href="http://www.bit.ly/LCDSEVENTBRITE">www.bit.ly/LCDSEVENTBRITE</a>
05/02/25	Coastal Cascades	The Latest & Greatest in Pediatric Dentistry (3 CEs AM) & Isn't it Just Baby Teeth? (3 CEs PM)	Dr. Greg Psaltis	6	Eugene (Lane Community College)	Register: <a href="http://www.bit.ly/LCDSEVENTBRITE">www.bit.ly/LCDSEVENTBRITE</a>
05/15/25	Southern Oregon	Here's a Cool Thing I've Been Doing Lately	Various Speakers	2	West Ortho Medford	<a href="mailto:sodentalsociety@gmail.com">sodentalsociety@gmail.com</a>
05/22/25	Coastal Cascades	Goat Happy Hour for Dentists	-	-	Monroe – Original Goat Yoga	Register: <a href="http://www.bit.ly/LCDSEVENTBRITE">www.bit.ly/LCDSEVENTBRITE</a>
05/21/25	Multnomah	Annual Meeting/Table Clinics	TBA	2	Kennedy School	Info/Register: <a href="http://www.multnomahdental.org">www.multnomahdental.org</a>
05/27/25	Clackamas County	Annual Meeting/ Election of Officers	TBD	-	Oregon City (PWFC)	RSVP to <a href="mailto:executivedirector@clackamasdental.com">executivedirector@clackamasdental.com</a>
06/10/25	Coastal Cascades	Retiree Luncheon	-	-	Eugene – Roaring Rapids Pizza	Register: <a href="http://www.bit.ly/LCDSEVENTBRITE">www.bit.ly/LCDSEVENTBRITE</a>
07/08/25	Coastal Cascades	The Top 10 Financial Planning Strategies for Dentists	Loyd Bureson III - Financial Freedom for Dentists	2	Eugene (Lane Community College)	Register: <a href="http://www.bit.ly/LCDSEVENTBRITE">www.bit.ly/LCDSEVENTBRITE</a>
8/1/2025 & 8/2/2025	Coastal Cascades	Friday CE and Saturday Social with Family Activities	Dr. Timothy Bizga	6	Newport – TBD	Register: <a href="http://www.bit.ly/LCDSEVENTBRITE">www.bit.ly/LCDSEVENTBRITE</a>
09/12/25	Coastal Cascades	The Esthetic & Long Term Considerations of Cementation & Material Choice	Dr. An		Eugene – Valley River Inn	Register: <a href="http://www.bit.ly/LCDSEVENTBRITE">www.bit.ly/LCDSEVENTBRITE</a>
09/18/25	Southern Oregon	Advanced Techniques for Full Arch Cases	Nobel Biocare	2	Margaritaville – Medford	<a href="mailto:sodentalsociety@gmail.com">sodentalsociety@gmail.com</a>
09/18/25	Multi-Component	Fall Kick-Off Tailgater	-	-	Wilsonville – ODA Office Parking Lot	Info/Register: <a href="http://www.multnomahdental.org">www.multnomahdental.org</a>

Find this calendar online at [www.oregondental.org](http://www.oregondental.org). Click “Meetings & Events” > “Calendar of Events”.


Looking for additional ways to get CE? The American Dental Association has a large collection of webinars and on-demand video learning opportunities available, many of which are free to members. Visit [adaceonline.org](http://adaceonline.org) to catch up on the latest offerings on your own schedule. 🎧

# Your business deserves *better.*

While other banks try to force you into a solution centered around the way they work, we find what actually works for you.

- Customized lending solutions and local decision making
- A dedicated team of bankers with dental financing expertise
- Integrated treasury management solutions

Visit [heritagebanknw.com/dental](http://heritagebanknw.com/dental) or call 503.306.5419



Heritage Bank dental financing experts  
Chris Kane, Brandon Posey and Amber Clark



**Heritage**  
BANK



Equal Housing Lender | Member FDIC



**2024-2025**  
**ODA BOARD OF TRUSTEES**

PRESIDENT

Caroline Zeller, DDS  
Multnomah Dental Society

PRESIDENT-ELECT

Amberena Fairlee, DMD  
Central Oregon Dental Society

SECRETARY-TREASURER

Michael Naughton, DMD  
Multnomah Dental Society

AT-LARGE MEMBERS

Jared Adams, DDS  
Central Oregon Dental Society  
Todd Beck, DMD  
Multnomah Dental Society  
Paul Botsford, DMD  
Southern Oregon Dental Society  
Kent Burnett, DDS  
Coastal Cascades Dentist Society  
Denise Gates, DMD  
Clackamas County Dental Society  
Stacy Geisler, DDS, PhD  
Clackamas County Dental Society  
Bryan Guthrie, DMD  
Clackamas County Dental Society  
Jennifer O'Connor, DMD  
Washington County Dental Society  
Olesya Salathe, DMD  
Clackamas County Dental Society  
Shannon Woods, DMD, MS  
Central Oregon Dental Society

ASDA REPRESENTATIVE

Nidhi Satasia  
Trustee

ADA DELEGATES AT LARGE

Eddie Ramirez, DMD  
Julie Spaniel, DDS

NON-VOTING MEMBERS

Alayna Schoblaske, DMD  
Southern Oregon Dental Society  
*Editor*  
Scott Hansen, DMD  
Multnomah Dental Society  
*Speaker of the House*



**Integration  
Innovation  
Implementation**

**REMOTE E-BACKUP SERVICE** Our specialized, dental specific Off-Site HIPAA compliant backup service delivers the peace of mind you need.

**NETWORK INSTALLATION**  
Den-Tech has a decade of experience implementing countless dental technology systems.

**PROJECT PLANNING**  
Let our experienced team assist in planning the perfect technology solution for you.

**SYSTEM SUPPORT**  
Our expert staff will help your network run at peak performance year after year.

**SERVICE RATE**  
Rate starting at \$149/hr. Servicing available 7 days a week.

 **DENTECH**  
DEN-TECH.COM

Tel 800.839.6595 Fax 888.386.3082  
[www.den-tech.com](http://www.den-tech.com)

Covering all of Oregon and Washington.



# Newest Member Benefit: Discover ICE

**WHEN YOU'RE A MEMBER OF THE ODA**, you can get your required continuing education covered with ICE, our newest CE offering. ICE is always FREE!

Introducing ICE = (I)nfection Control, (C)ultural Competency, Medical (E)mergencies

We are thrilled to announce that ICE will be at the Oregon Dental Conference!

What does this mean? It means ODA members could attend ODC at NO COST!

Our ICE track allows you to take any Infection Control, Cultural Competency and Medical Emergency course at no charge. It also includes access to the exhibit hall and our featured speaker, Dr. Jeffrey Gurian, speaking Thursday April 3rd from 12:30 p.m. – 1:30 p.m.

A “full conference” option is also available. This option includes the opportunity to sign up for workshops, attend all clinical courses and take full advantage of conference offerings. Early Bird rates as low as **\$250** available!

2025 Categories and Fees	FULL CONFERENCE		EXHIBIT HALL ONLY	
	Before Feb. 21	After Feb. 21	Before Feb. 21	After Feb. 21
<b>DENTIST CATEGORIES</b>				
<b>ODA Member Dentist</b> (Including retired and life members)	\$250	\$350	\$0	\$0
<b>ODA Member Dentist</b> (ICE Courses only)	<b>FREE!</b>	<b>FREE!</b>	\$0	\$0
<b>ODA New Dentist Member</b> (Graduated 2021–2024)	\$150	\$250	\$0	\$0
<b>ADA Member Dentist</b>	\$370	\$480	\$25	\$50
<b>Non-ADA Member Dentist</b>	\$1,200	\$1,400	\$200	\$400
<b>Retired Volunteer Dentist in Oregon</b> (With DV license)	\$0	\$0	\$0	\$0
<b>International Dentist</b>	\$370	\$480	\$25	\$50


## Know an Associate or Colleague Who Should Be an ODA Member?

Let’s invite them to join us at the 2025 ODC and to be a part of your association! Oregon dentists who apply for membership by returning a completed membership application within 60 days of the ODC will receive substantial savings on conference registration. Please register as a non-member dentist. Upon submission of a completed application and receipt of 2025 dues, a refund of up to \$1,050 of the non-member registration fee will be issued.

## Have Questions About Membership?

Your ODA membership team and local component leaders will be present to answer all your membership questions. Visit the ODA membership booth in Pre-Function A during the ODC and chat with your membership team! 🗣️

Happy New Year



**LOOKING FORWARD  
TO ANOTHER YEAR OF  
SUCCESSFUL DENTISTRY®**

# JOIN US AT THE 2025 ODC!

# Connect Learn GROW

an event for the  
Entire Dental Team



### COMPLETE 2025 PREVIEW PROGRAM

Courses, speaker bios, conference info, affiliate events, and more!

## IMPORTANT INFORMATION

**WHEN:** April 3–5, 2025  
*Exhibit Hall: April 3–4*

**WHERE:** Oregon Convention Center  
Portland, Oregon

**[OregonDentalConference.org](http://OregonDentalConference.org)**

**Early Bird Deadline for  
Discount Registration:** February 21, 2025

**Headquarters Hotel:** Hyatt Regency Portland at  
the Convention Center (*ODC Rate \$219/night –  
reserve by March 12 for discounted rate*)

**Refund, Transfer, and Cancellation Deadline:**  
March 20, 2025

### ODC APP

Stay up to date  
with all 2025  
ODC information  
in the palm of  
your hand!

Search  
'Oregon Dental  
Conference'  
in your device's  
app store.



## Follow Us!

Sneak peeks and real time updates

**f** FACEBOOK: Oregon  
Dental Association

**@** INSTAGRAM:  
@oregondental

Share your conference experience:  
**#ODC2025**



**Caroline Zeller, DDS, MPH**

## Join Us at the 2025 ODC!

I enthusiastically encourage all friends of dentistry to attend the 2025 Oregon Dental Conference®. Come enjoy this educational and team-building experience at the Oregon Convention Center with your colleagues, which is guaranteed to support personal and professional success.

This *Preview Program* highlights conference enhancements as well as outlines activities and scientific course offerings.

Our General Session speaker, **Dr. Jeffrey Gurian**, will be giving his keynote address, “Surviving a Career in Dentistry with Positive Thinking and Humor,” from 12:30 to 1:30 PM on Thursday. A dentist and comedian, Dr. Gurian has worked with just about every big star in comedy from Rodney Dangerfield to John Mulaney. He spent 12 years at NYU as a clinical professor of Oral Medicine and Oro-Facial Pain. He recently gave the keynote address at the AGD Annual Scientific Session in Minneapolis. President of the Academy of General Dentistry, Merlin P. Ohmer, DDS, MAGD, said “Jeffrey enthralled the audience with his journey and the importance of achieving happiness. Additionally, as an accomplished comedian, he made everyone laugh and feel better about themselves.” **You won’t want to miss this!**

The exhibit hall will be open on Thursday and Friday featuring a wide array of products and services to enhance your dental practice. Connect with your favorite vendors and take advantage of the ability to get your hands on instruments and handle the high-tech equipment available for you to see if it is a good fit for you. The exhibit hall offers one-stop shopping access for all things dental.

We are excited to announce the fun activities taking place in the exhibit hall this year. Please join us on either Thursday or Friday and get an updated professional headshot. On Thursday, we will be celebrating you and our exhibitors with the Grand Opening Reception. Come have a drink on us while you shop and connect with your friends. Then on Friday, help us celebrate our community superheroes with a superhero-themed event including a blood drive, special appearances by some famous superheroes, and a touching tribute to our community superheroes.

After the courses have finished and the exhibit hall has closed on Friday, April 4, join us for the **ODC Party: Casino Royale**, conveniently located across the street at the Hyatt Regency Portland. The evening will commence with dinner and an award ceremony where the ODA will present the Tom Tucker Award along with the 2024 Presidential Citations and the New Dentist Award. You won’t want to miss this exciting evening which is sponsored, in part, by Delta Dental of Oregon. I encourage everyone to bring their teams for an enjoyable evening together.

You can register online at [OregonDentalConference.org](https://OregonDentalConference.org). **BE SURE TO REGISTER BY February 21, 2025, TO TAKE ADVANTAGE OF EARLY BIRD PRICING.** Attending the ODC will be an energizing experience, providing a sense of collaboration and camaraderie—a great place to **CONNECT**, **LEARN**, and **GROW!** I look forward to seeing you April 3–5!

**Caroline Zeller, DDS, MPH**  
*ODA President*

### COMPLETE 2025 PREVIEW PROGRAM



Our entire Preview Program is available online at

[OregonDentalConference.org](https://OregonDentalConference.org)

or by visiting the QR code above.



2025 Oregon Dental Conference | **April 3–5, 2025**  
Register at [OregonDentalConference.org](https://OregonDentalConference.org)

# Onsite Conference Schedule

## THURSDAY, APRIL 3

7 AM – 6 PM	Registration Open	LOCATION: Pre-Function A
8 AM – 5:30 PM	Scientific Sessions	
11 AM – 6:30 PM	Exhibit Hall Open	
12:30 – 1:30 PM	Featured Speaker: Dr. Jeffrey Gurian	
4:30 – 6:30 PM	Grand Opening Reception	LOCATION: Exhibit Hall
5 – 6:30 PM	OHSU School of Dentistry Alumni Association Awards Presentation	LOCATION: Hyatt Regency Portland

## FRIDAY, APRIL 4

7 AM – 5:30 PM	Registration Open	LOCATION: Pre-Function A
7 – 9 AM	Combined annual business meeting for American College of Dentists, International College of Dentists, and Pierre Fauchard Academy	
8 AM – 6 PM	Scientific Sessions	
9 AM – 5 PM	Exhibit Hall Open	
11 AM – 12:45 PM	Celebrating Community Superheroes	LOCATION: Exhibit Hall
4:30 – 6 PM	New Dentist Social	LOCATION: Stir Bistro & Lounge inside OCC
6 – 10 PM	ODC Party: Casino Royale	LOCATION: Hyatt Regency Portland

## SATURDAY, APRIL 5

7 AM – 1 PM	Registration Open	LOCATION: Pre-Function A
8 AM – 4 PM	Scientific Sessions	
9 AM – 12 PM	OHSU Student Research Competition	
11 AM – 12:30 PM	Oregon Dental Hygienists' Association (ODHA) "Hygiene Connection Lunch: Get to Know Your Colleagues" event	

## ODC PARTY

# CASINO ROYALE

**6-10 PM • FRIDAY, APRIL 4**  
**HYATT REGENCY PORTLAND**

**After a day of connecting and learning, gather your team for an evening of fun!**

This event has something for everyone, including **CASINO GAMES, COCKTAILS & MOCKTAILS** (shaken; not stirred), **SECRET AGENT SPY GAMES**, and **LIVE JAZZ MUSIC**.

Join the fun by adding a ticket to your conference registration.

*All are welcome and encouraged to attend!*

**\$50 per person**  
REGISTRATION CODE  
**F104**

This event is graciously sponsored, in part, by Delta Dental of Oregon



The graphic features a black background with white and red playing cards (aces and kings) in the top left corner, two red dice in the center, and a green olive on a wooden skewer in the bottom left corner. The text is primarily in white and yellow/gold colors.

# Registration Now Open

Register online at [OregonDentalConference.org](http://OregonDentalConference.org)

2025 Categories and Fees	FULL CONFERENCE		EXHIBIT HALL ONLY	
	Before Feb. 21	After Feb. 21	Before Feb. 21	After Feb. 21
<b>DENTIST CATEGORIES</b>				
<b>ODA Member Dentist</b> (Including retired and life members)	\$250	\$350	\$0	\$0
<b>ODA Member Dentist (ICE Courses only)</b>	<b>FREE!</b>	<b>FREE!</b>	\$0	\$0
<b>ODA New Dentist Member</b> (Graduated 2021–2024)	\$150	\$250	\$0	\$0
<b>ADA Member Dentist</b>	\$370	\$480	\$25	\$50
<b>Non-ADA Member Dentist</b>	\$1,200	\$1,400	\$200	\$400
<b>Retired Volunteer Dentist in Oregon</b> (With DV license)	\$0	\$0	\$0	\$0
<b>International Dentist</b>	\$370	\$480	\$25	\$50

NON-DENTIST CATEGORIES	FULL CONFERENCE		EXHIBIT HALL ONLY	
	Before Feb. 21	After Feb. 21	Before Feb. 21	After Feb. 21
<b>Hygienist</b>	\$180	\$280	\$25	\$50
<b>Dental Team</b> (Dental assistant, administrative staff, laboratory tech)	\$120	\$220	\$25	\$50
<b>Student*</b> (Dental student; dentist resident; pre-dental student; hygiene student; dental assisting student; lab tech student)	\$0	\$0	\$0	\$0
<b>Retired Volunteer Hygienist in Oregon</b> (With HV license)	\$0	\$0	\$0	\$0
<b>Non-Dental Guest**</b> (Family, children 18+, friends)	\$120	\$220	\$25	\$50

\* Valid for students graduating between 2025–2028.

\*\* Non-dental guests must be sponsored by a dentist registered for the ODC; Non-dental guests may not be dentists or student dentists.

## How to Register

**REGISTER ONLINE:** [OregonDentalConference.org](http://OregonDentalConference.org)

**REGISTER IN PRINT** (mail, email, or fax): Fill out the registration form and return via fax, mail, or email to [asantoyo@oregondental.org](mailto:asantoyo@oregondental.org) with your payment. *There is a \$25 processing fee (per account) for faxed, mailed, or emailed registrations.* Form can be accessed on the registration page at [www.oregondentalconference.org](http://www.oregondentalconference.org). **Print registration deadline is March 24;** anyone registering after March 24 must do so online or in person onsite.

**REGISTER ONSITE AT THE ODC:** Registration will be available in Pre-Function A at the Oregon Convention Center. NOTE: Photo ID is required for both onsite registration and badge reprinting. Dentists who are not members of the ODA will need to show their ADA card to receive the ADA member rate.

## Refunds, Transfers, and Cancellations

All refund, transfer, and cancellation requests must be submitted to the ODA via email to [asantoyo@oregondental.org](mailto:asantoyo@oregondental.org) or written letter received by March 20, 2025. A \$25 handling fee will be charged for all tuition refunds. Registration transfers will be accepted for the same year without penalty. **Workshop and additional course fees are non-refundable. Refund requests will not be granted for any reason after 11:59 PM on March 20, 2025.**

# "Meet Me in the Exhibit Hall"



➤ **Food** ➤ **Fun** ➤ **Shopping** ➤ **Prizes** ➤ **Networking** ➤ **Events**

## Exhibit Hall Hours

**Thursday, April 3: 11 AM – 6:30 PM**

**Friday, April 4: 9 AM – 5 PM**

**Saturday, April 5: closed**

## All of the experts in one place!

The Exhibit Hall is an enhanced experience fostering valuable connection with dental partners. It's also the perfect one-stop shopping solution for all products and services.



## Grand Opening Reception

**Thursday, 4:30 PM – 6:30 PM**

Let's join together to celebrate our wonderful dental community! The Exhibit Hall Grand Opening Reception is the perfect opportunity to network with colleagues, catch up with friends, make new connections, and check out the exhibit hall as a team! Enjoy happy hour snacks and spirits and check out the free professional headshot station, wellness hub and Tooth Taxi!

Drink tickets will be distributed after Thursday afternoon classes, at the exhibit hall entrance.



## Celebrating our dental community Superheroes!

**Friday, 11 AM – 1:30 PM**

Help us celebrate our community superheroes with a superhero-themed event including a blood drive, appearances by some famous superheroes, and a special tribute to our community superheroes. Food trucks will be available inside the Exhibit Hall, as well as ample seating, so you can enjoy your lunch break like a true hero.



**PLUS!** ➤ **Professional Headshots** ➤ **Wellness Hub** ➤ **Massages**



Shop for **ALL THINGS DENTAL** in the Exhibit Hall

# Support the Companies that Support the ODC!

Scan the QR code to see a full list of exhibiting companies.



PREVIEW PROGRAM

# THURSDAY COURSES AT-A-GLANCE

2025 Oregon Dental Conference  
April 3–5, 2025

RECOMMENDED FOR:

COURSE TITLE	COURSE NUMBER	CE CREDITS	PRESENTER(S)	TIME	TOPIC(S)	RECOMMENDED FOR:				
						DENTIST	HYGIENIST	ASSISTANT	ADM. STAFF	LAB TECH
<b>THURSDAY MORNING COURSES</b>										
Avoiding & Managing Complications in Implant Dentistry (Part 1)	T201	3	Attia	8 - 11 AM	Implants	D	H	A		
<i>ICE COURSE</i> Medical Emergencies in the Dental Office	T203	4	Bae	8 AM - 12 PM	Medical Emergencies	D	H	A	S	L
The Power of AI in Dentistry*	T204	3	Bayer	8 - 11 AM	Artificial Intelligence	D	H	A	S	L
<i>MICRO TRACK</i> Professionalism as the Key to Satisfaction & Success in Dentistry: An Interactive Course	T227	2	Beemsterboer; Sakaguchi	8 - 10 AM	Practice Management	D	H	A	S	L
Early Recognition of Oral Cancer & Pre-cancerous Lesions: The Essence of Oral Pathology	T206	3	Chandra	8 - 11 AM	Pathology	D	H	A		
Pharmaceuticals & Nutraceuticals: What Do I Need to Know?	T208	3	Donaldson	8 - 11 AM	Pharmaceutical	D	H	A	S	L
<i>MICRO TRACK</i> CBCT Anatomy & Common Findings Review	T210	2	Dubois	8 - 10 AM	Imaging	D				
CPR for the Healthcare Provider* (\$50 fee)	T101	3.5	EMT	8:30 AM - 12 PM	CPR	D	H	A	S	L
Enhance Practice & Team Productivity: A Patient Care Checklist for Outstanding Dental Teams	T212	3	Englehardt-Nash	8 - 11 AM	Practice Management	D	H	A	S	L
Surviving the Zirconia Apocalypse	T214	3	Gold	8 - 11 AM	Implants	D	H	A		
Cementation & Ceramic Update 2025 (Part 1)	T217	3	Hornbrook	8 - 11 AM	Cosmetic	D	H	A		
<i>OEELS COURSE</i> Indigenous Oral Health: How to Provide Culturally Competent & Effective Care	T220	1.5	Meek	8 - 9:30 AM	Public Health	D	H	A	S	
<i>ODHA COURSE</i> Updated Myofunctional Therapy & Current Evidence Based Science ... (Part 1)	T222	3	Moeller	8 - 11 AM	Myofunction Therapy	D	H	A		
<i>ICE COURSE</i> Infection Control + OSHA: Standing Operating Systems*	T224	3	Ngariki	8 - 11 AM	Infection Control	D	H	A		
Local Anesthesia: Foundation of Pain Mgt. ... (Lecture)	T228	3	Varela	8 - 11 AM	Local Anesthesia	D	H	A		
<b>THURSDAY AFTERNOON COURSES</b>										
Avoiding & Managing Complications in Implant Dentistry (Part 2)	T202	3	Attia	2 - 5 PM	Implants	D	H	A		
The Power of AI in Dentistry*	T205	3	Bayer	2 - 5 PM	Artificial Intelligence	D	H	A	S	L
The 25 Most Common Oral Pathology Lesions	T207	3	Chandra	2 - 5 PM	Pathology	D	H	A		
Nitrous Oxide & Dental Personnel Concerns	T209	3	Donaldson	2 - 5 PM	Nitrous Oxide	D	H	A	S	L
<i>MICRO TRACK</i> Implants, TMD, & Obstructive Sleep Apnea Assessment	T211	2	Dubois	2 - 4 PM	Imaging	D				
CPR for the Healthcare Provider* (\$50 fee)	T102	3.5	EMT	2 - 5:30 PM	CPR	D	H	A	S	L
By Your Side: Communication & Customer Service for the Clinical Team	T213	3	Englehardt-Nash	2 - 5 PM	Practice Management	D	H	A	S	L
Prevent Enamel Cruelty: Tooth Preparation for Conservative CAD/CAM Restorations	T215	3	Gold	2 - 5 PM	CAD/CAM	D	H	A		
<i>FEATURED SPEAKER</i> Surviving a Career in Dentistry Utilizing Positive Thinking and Humor	T216	1	Gurian	12:30 - 1:30 PM	Practice Management	D	H	A	S	L
Cementation & Ceramic Update 2025 (Part 2)	T218	3	Hornbrook	2 - 5 PM	Cosmetic	D	H	A		
Ergonomics in Dentistry: Protect Your Money Maker!	T219	3	Klein	2 - 5 PM	Health & Wellness	D	H	A	S	L
<i>OEELS COURSE</i> Steps to Buying a Dental Practice	T221	1.5	Miller	2 - 3:30 PM	Practice Management	D			S	
<i>ODHA COURSE</i> Updated Myofunctional Therapy & Current Evidence Based Science ... (Part 2)	T223	3	Moeller	2 - 5 PM	Myofunction Therapy	D	H	A		
<i>ICE COURSE</i> Cultural Competency & HIPAA Training for Healthcare Professionals*	T225	3	Ngariki	2 - 5 PM	Cultural Competency	D	H	A	S	L
<i>MICRO TRACK</i> Oregon Board of Dentistry Updates & FAQ	T226	2	Prisby; Robinson	2 - 4 PM	Practice Management	D				
<i>MICRO TRACK</i> Local Anesthesia Technique: Hands-on Workshop (\$100 fee)	T103	2	Varela	2 - 4 PM	Local Anesthesia	D	H	A		



RECOMMENDED FOR:

COURSE TITLE	COURSE NUMBER	CE CREDITS	PRESENTER(S)	TIME	TOPIC(S)	RECOMMENDED FOR:				
						DENTIST	HYGIENIST	ASSISTANT	ADM. STAFF	LAB TECH
<b>FRIDAY MORNING COURSES</b>										
<i>ICE COURSE</i> Medical Emergencies Update 2025*	F201	4	Beadnell	8 AM - 12 PM	Medical Emergencies	D	H	A		
Occlusion in the Digital Dental World	F202	3	Becker	8 - 11 AM	Occlusion	D				
The Christensen Bottom Line 2025	F204	3	Christensen	8 - 11 AM	Multi-Disciplinary Topics	D	H	A		L
<i>ICE COURSE / ODAA COURSE</i> Talking Dirty: An Informative & Enlightening Presentation on OSHA & Infection Control*	F207	3	Daw	8 - 11 AM	Infection Control	D	H	A	S	L
<i>MICRO TRACK</i> How to Effectively Work with Your Bank to Optimize Your Practice Growth	F206	1	Dunn; Huynh	8 - 9 AM	Practice Financing	D				
CPR for the Healthcare Provider* (\$50 fee)	F101	3.5	EMT	8:30 AM - 12 PM	CPR	D	H	A	S	L
Anatomically Centered Endodontics: A Logical & Simple Pathway to Long Term Success (Part 1)	F210	3	Fleury	8 - 11 AM	Endodontics	D				
<i>OEELS COURSE</i> Filling in the Gaps: Special Strategies for Special Care Dentistry	F209	1.5	Friess	8 - 9:30 AM	Public Health	D	H	A		
Neurotoxin Therapy Training for the Dental Professional (Add'l. fee; see course details)	F103	10	Hess	8 AM - 6 PM	Botox	D	H	A		
Airway in the Restorative Practice	F213	3	Kwiecien	8 - 11 AM	Restorative	D	H	A	S	L
<i>MICRO TRACK</i> Mastering the Art of Tax Strategy & Asset Protection*	F215	1	McOmber	10 - 11 AM	Practice Management	D				
<i>ICE COURSE</i> Cultural Competency & HIPAA Training for Healthcare Professionals*	F216	3	Ngariki	8 - 11 AM	Cultural Competency	D	H	A	S	L
Applications of AI in Restorative Dentistry*	F221	3	Tomaro	8 - 11 AM	Artificial Intelligence	D	H	A	S	
Mentorship Matters: The Importance of Cultivating Growth for the Next Generation*	F223	3	Wright	8 - 11 AM	Health & Wellness	D	H	A	S	L
<b>FRIDAY AFTERNOON COURSES</b>										
Implant Failures Despite Good Osteointegration	F203	3	Becker	1 - 4 PM	Implants	D				
<i>ODAA COURSE</i> Empathy, Communication, & Leadership: Making Work & Life Better	F218	3	Carsten	1 - 4 PM	Health & Wellness	D	H	A	S	L
<i>MICRO TRACK</i> Record Keeping, Board Protocols, & Important Information from the Oregon Board of Dentistry	F219	2	Carter; Smorra	1 - 3 PM	Practice Management	D				
Are Endentulous Patients Your Major Challenge?	F205	3	Christensen	1 - 4 PM	Prosthetics	D	H	A		L
<i>ICE COURSE / ODAA COURSE</i> Talking Dirty: An Informative & Enlightening Presentation on OSHA & Infection Control*	F208	3	Daw	1 - 4 PM	Infection Control	D	H	A	S	L
CPR for the Healthcare Provider* (\$50 fee)	F102	3.5	EMT	1:30 - 5 PM	CPR	D	H	A	S	L
Anatomically Centered Endodontics: A Logical & Simple Pathway to Long-Term Success (Part 2)	F211	3	Fleury	1 - 4 PM	Endodontics	D				
<i>OEELS COURSE</i> Current Management of Benign Law Lesions & Where We Are Heading	F212	1.5	Jelmini	1 - 2:30 PM	Pathology	D	H	A		
Every Case is a Big Case	F214	3	Kwiecien	1 - 4 PM	Multi-Disciplinary Topics	D	H	A	S	L
<i>ICE COURSE</i> Cultural Competency & HIPAA Training for Healthcare Professionals*	F217	3	Ngariki	1 - 4 PM	Cultural Competency	D	H	A	S	L
RM20: Shaping a Safe Future: Optimizing Care with Patient Education & Team Training	F220	3	Patel, V.; Tuenge	1 - 4 PM	Risk Management	D				
Applications of AI in Restorative Dentistry*	F222	3	Tomaro	1 - 4 PM	Artificial Intelligence	D	H	A	S	
Mentorship Matters: The Importance of Cultivating Growth for the Next Generation*	F224	3	Wright	1 - 4 PM	Health & Wellness	D	H	A	S	L

\* Courses marked with an asterisk are offered more than once.

# SATURDAY COURSES AT-A-GLANCE

2025 Oregon Dental Conference  
April 3–5, 2025

RECOMMENDED FOR:

COURSE TITLE	COURSE NUMBER	CE CREDITS	PRESENTER(S)	TIME	TOPIC(S)	RECOMMENDED FOR:				
						DENTIST	HYGIENIST	ASSISTANT	ADM. STAFF	LAB TECH
<b>SATURDAY MORNING COURSES</b>										
<b>OADL COURSE</b> Hands On Intro to Porcelain: Single Units (\$200 fee)	S103	4	Banh; Doyle	8 AM - 12 PM	Esthetics/Cosmetic Dentistry	D	H	A		L
<b>ICE COURSE</b> Medical Emergencies Update 2025*	S201	4	Beadnell	8 AM - 12 PM	Medical Emergencies	D	H	A	S	L
Building an ALL-ON-X Digital Workflow that Works for You! Plus Advancements in Prosthetic Engineering*	S202	3	Bone	8 - 11 AM	Prosthetics	D				L
Modern Monolithic Injection Molded Composite Dentistry: Concepts, Materials, Instruments, Techniques (\$300 fee)	S101	3	Clark	8 - 11 AM	Composite	D				
<b>ODAA COURSE</b> Dental Assisting Exam Prep	S204	3	Hawley	8 - 11 AM	Dental Assisting			A		
<b>MICRO TRACK</b> Mastering the Art of Tax Strategy & Asset Protection*	S208	1	McOmber	8 - 9 AM	Practice Management	D				
Helping the Modern Dental Practice Recognize Certain Ethical Issues*	S209	3	Murphy	8 - 11 AM	Ethics	D	H	A	S	L
<b>ICE COURSE</b> Cultural Competency & HIPAA Training for Healthcare Professionals*	S211	3	Ngariki	8 - 11 AM	Cultural Competency	D	H	A	S	L
Demystifying Dental Plans & Benefits for Dentists & Dental Team Members*	S213	3	Patel, Amrita	8 - 11 AM	Dental Insurance	D	H	A	S	L
<b>OEELS COURSE</b> I Found a Lump, Is This Normal? A Modern Approach to Clinical Oral Pathology	S215	1.5	Patel, Ashish	8 - 9:30 AM	Pathology	D	H	A		
<b>OSP COURSE</b> Patient Red Flags, Emergency Drugs, & Emergencies They Treat	S216	3	Roberson	8 - 11 AM	Periodontics	D				
<b>SATURDAY AFTERNOON COURSES</b>										
Building an ALL-ON-X Digital Workflow that Works for You! Plus Advancements in Prosthetic Engineering*	S203	3	Bone	1 - 4 PM	Prosthetics	D				L
Modern Monolithic Injection Molded Composite Dentistry: Concepts, Materials, Instruments, Techniques* (\$300 fee)	S102	3	Clark	1 - 4 PM	Composite	D				
<b>OEELS COURSE</b> Microbiology of Dental Caries	S205	1.5	Koti	1 - 2:30 PM	Operative Dentistry	D	H	A	S	L
Helping the Modern Dental Practice Recognize Certain Ethical Issues*	S210	3	Murphy	1 - 4 PM	Ethics	D	H	A	S	L
<b>ICE COURSE</b> Infection Control + OSHA: Standing Operating Systems*	S212	3	Ngariki	1 - 4 PM	Infection Control	D	H	A	S	L
Demystifying Dental Plans & Benefits for Dentists & Dental Team Members*	S214	3	Patel, Amrita	1 - 4 PM	Dental Insurance	D	H	A	S	L
<b>OSP COURSE</b> Mastering Regenerative & Reconstructive Periodontal Therapies: Strategies for Simple to Complex Ridge Preservation & Augmentation	S217	3	Sehgal	1 - 4 PM	Periodontics	D				

\* Courses marked with an asterisk are offered more than once.



## ODC REGISTRATION IS NOW OPEN

Register online at [OregonDentalConference.org](https://OregonDentalConference.org)

**Sign up early and SAVE**  
Early bird pricing available through February 21.

Scan the QR code to see our complete Preview Program with more details and conference information



## Avoiding and Managing Complications in Implant Dentistry (Part 1 & 2)

Mohamed Attia, DDS, MAGD, FAAID, DABO/ID

RECOMMENDED FOR **D H A**

8 - 11 AM > COURSE # T201

CE CREDITS 3 > ODA COURSE

2 - 5 PM > COURSE # T202

CE CREDITS 3 > ODA COURSE

**NOTE** This is a full day course. Attendees must register for and attend both parts.

Avoiding dental implants complications requires a comprehensive approach that integrates surgical precision with restorative foresight. The key to minimizing complications lies in placing implants with a clear understanding of the final restorative outcome. This involves meticulous pre-surgical planning, taking into account factors such as occlusion, esthetics, and soft tissue management. Malalignment of implants can lead to significant restorative challenges, including failure to restore or failure of the restoration, compromised esthetics, and occlusal discrepancies. Addressing these issues necessitates a multifaceted strategy: correcting implant angulation through angled abutments, utilizing custom abutments, and, in some cases, performing corrective surgeries. Advanced digital technologies, such as computer-guided surgery and CAD/CAM systems, play a crucial role in achieving optimal implant positioning and enhancing restorative precision. Continuous education and interdisciplinary collaboration are essential for clinicians to effectively manage and prevent implant complications, ensuring long-term success and patient satisfaction. This course highlights preoperative assessments, patient screening, meticulous treatment planning, and advanced techniques aimed at averting surgical and prosthetic complications. The course is fun and interactive showing mostly clinical cases. We aim to equip dental professionals with proactive strategies to prevent complications, promoting patient trust and safeguarding against legal challenges in the dynamic field of dental implantology.

At the conclusion of this course, attendees will understand:

- Avoiding complications with proper treatment planning and appropriate workflow
- Management of surgical and restorative complications
- CBCT: Is it standard of care? Value? need and use?
- Restoratively driven implant placement. start with the restorative end in mind
- How to restore challenging cases
- Predictable placement. What does that mean?
- Advantages of ASC and custom abutments
- Different Implant restorative options and requirements
- Management of broken screw and retrieval of Implant fixture
- Different systems and techniques

- In-office 3D printing: Is it worth it? In-office 3D printed surgical guide
- Implant restoration and cosmetic nightmares
- Combining orthodontic and implant treatment
- Intra-operative complications during placement how to manage
- Implants placement in heavy bruxer and sleep apnea patients

THIS COURSE IS SPONSORED, IN PART, BY BRASSELER

## Medical Emergencies in the Dental Office

Sam S. Bae, DDS, MD, FRCD (C)

RECOMMENDED FOR **D H A S L**

8 AM - 12 PM > COURSE # T203

CE CREDITS 4 > ODA COURSE

**NOTE** This course will fulfill the 3-hour medical emergencies requirement for the Oregon Board of Dentistry as well as the 4-hour medical emergencies requirement for those with a Nitrous Oxide Permit.

Despite careful planning, medical emergencies can happen at any time. These situations can be unnerving, and this course will build your skills to address them with confidence. This course will help you assess and manage medical emergencies in the dental office. We encourage doctors to bring their staff so the whole office will be prepared when a medical emergency comes knocking at your door.

At the conclusion of this course, attendees will be able to:

- Learn what medications and equipment you will need at your disposal during an emergency
- Assess your patient for potential medical complications to prevent emergencies
- Know the "when" and "how" to use each drug and piece of equipment in your kit
- Become more comfortable managing emergency situations
- Learn how to create emergency algorithms to simply and automate emergencies

## The Power of AI in Dentistry

Sara Bayer

RECOMMENDED FOR **D H A S L**

8 - 11 AM > COURSE # T204

CE CREDITS 3 > ODA COURSE

2 - 5 PM > COURSE # T205

CE CREDITS 3 > ODA COURSE

**NOTE** Afternoon course is a repeat of the morning course.

Explore the transformative impact of artificial intelligence (AI) on dentistry today and what the future holds. You will gain a clear understanding of what AI can and cannot do in the dental field, dispelling common misconceptions and clarifying realistic applications. The course covers specific AI-driven technologies that can streamline administrative tasks, enhance diagnostic accuracy, and improve patient outcomes, from digital imaging and automated record-keeping to advanced treatment planning. Whether

you're new to AI or already incorporating digital solutions, this course offers valuable insights into the future of dentistry

At the conclusion of this course, attendees will understand:

- Practical strategies to incorporate AI into their practices, enabling them to reduce costs, enhance clinical precision, and improve workflow efficiency

THESE COURSES ARE SPONSORED, IN PART, BY ENVISTA CORPORATION.

## Professionalism as the Key to Satisfaction and Success in Dentistry

An Interactive Course

Phyllis Beemsterboer, RDH, MS, EdD, FADC

Ronald Sakaguchi, DDS, MS, PhD, MBA

RECOMMENDED FOR **D H A S L**

8 - 10 AM > COURSE # T227

CE CREDITS 2 > ODA COURSE

**NOTE** This course appears to meet the requirements for CE related to practice management and patient relations.

Dental practice models are changing. How does this influence our contract with society and the expectations of the patients we treat? This interactive session explores how professionalism and character are displayed in ourselves, our team, and our organization when we are at our best and when we are not. A model for decision making will be presented and used by participants to analyze cases in ethics and professionalism. Participants will use these tools and frameworks to develop materials for use in their practice to strengthen ethical and professional behavior.

At the conclusion of this course, attendees will be able to:

- Describe the development of professionalism in health care and distinguish between ethics, professionalism, and professional expectations
- Explore the terminology used in ethics with the oaths and codes that comprise dentistry's contract with society
- Relate virtues, character, and satisfaction in daily dental practice
- Reflect on what professionalism means to you, your practice, and the profession
- Given hypothetical situations, analyze the cases using an ethical decision-making tool

THIS COURSE IS SPONSORED, IN PART, BY THE AMERICAN COLLEGE OF DENTISTS.

## Early Recognition of Oral Cancer and Pre-cancerous Lesions

The Essence of Oral Pathology

Dave Chandra, DMD, PhD

RECOMMENDED FOR **D H A**

8 - 11 AM > COURSE # T206

CE CREDITS 3 > ODA COURSE

The dental profession can play a large role in detecting oral cancer at the earliest possible stage. This course will provide practical

knowledge about how to recognize the various types of oral cancer and oral pre-cancerous lesions and communicate their suspicion to patients. This course will also discuss how to perform effective biopsies and when appropriate, how to make the proper referral for management of suspicious lesions.

At the conclusion of this course, attendees will understand:

- The clinical appearance of oral cancer and of pre-malignant lesions (epithelial dysplasia)
- How to perform a fast and effective oral cancer screening examination
- Known risk factors for squamous cell carcinoma including human papilloma virus and how to speak to patients about them
- How to harvest and submit biopsy specimens that will be of highest diagnostic value

### The 25 Most Common Oral Pathology Lesions

Dave Chandra, DMD, PhD

RECOMMENDED FOR **D H A**

2 - 5 PM > COURSE # T207

CE CREDITS 3 > ODA COURSE

The oral health care professional should be able to identify common soft tissue lesions that present in the oral cavity and should know how to manage patients with such conditions. However, such information is commonly forgotten because even common lesions only present in a low percentage of patients. This course is designed to inform and refresh the participant about the most common oral pathologic lesions of the oral cavity.

At the conclusion of this course, attendees will be able to:

- Identify common oral soft tissue lesions encountered during routine examination
- Understand which dangerous diseases may mimic common lesions
- Determine how to properly manage patients presenting with various oral pathologic lesions
- Discuss the treatment plan and prognosis of various oral pathologic lesions, and how to answer common questions that patients might have

### Pharmaceuticals and Nutraceuticals

*What Do I Really Need to Know?*

Mark Donaldson, BSP, ACPR, PharmD, FASHP, FACHE

RECOMMENDED FOR **D H A S L**

8 - 11 AM > COURSE # T208

CE CREDITS 3 > ODA COURSE

Herbal medicines now fall into the category of complementary and alternative medicines (CAMs). Herbal supplements are receiving increasing exposure through national media, in lay journals, and more recently in the scientific press. Although the growth of the herbal medicine industry in the U.S. is unlikely to continue indefinitely at its current pace, there is little indication of any major slowing. Many patients will continue to use herbal medications;

one survey found that an estimated 12.3 million adults (5.4% of the population) used alternative therapies as a substitute for costly prescription medications. With the popularity of CAMs, a new issue has arisen: herbal-drug interactions, of which oral healthcare professionals (OHCPs) must be aware. A survey of patients with heart disease, diabetes, psychiatric disorders, and/or hypertension found that 79% were taking supplements concurrently with prescription medications. Among those with cardiac disease, 20% reported regular use of herbals. About 16% of patients with diabetes and 16% of patients with psychiatric disorders reported regular use of CAMs. These results underscore the prevalence of supplement use and the potential for herbal-drug interaction. The OHCP needs to be aware not only of these products' effects and advantageous synergies, but also of their side effects and potential adverse drug reactions. Critical patient populations are emphasized and specific herbal-drug interactions that can lead to increased bleeding, decreased blood glucose levels, and sedation changes are discussed.

At the conclusion of this course, attendees will understand:

- The prevalence and risk for interactions involving herbal medications
- The herbal medications and drugs of greatest concern to dental professionals
- The ways in which levels of risk for herbal-drug interactions are evaluated
- The medical and dental implications for drug interactions with specific herbal medications
- Special considerations of herbal-drug interactions for pregnant or breastfeeding dental patients

### Nitrous Oxide and Dental Personnel Concerns

Mark Donaldson, BSP, ACPR, PharmD, FASHP, FACHE

RECOMMENDED FOR **D H A S L**

2 - 5 PM > COURSE # T209

CE CREDITS 3 > ODA COURSE

This course is designed to mitigate any concerns dental staff may have when working in offices where nitrous oxide – oxygen inhalational sedation is provided. Perfect for every clinician, hygienist or team member who may be under the impression that the chronic environmental exposure to nitrous oxide could result in some type of fetotoxicity or teratogenicity in an expectant employee; this program debunks that myth. This comprehensive review of animal studies, early non-clinical trials which led to the development of safer masks and scavenging systems, and finally clinical trials which reinforce the wide margin of safety that this gas provides, this is a foundational course for all oral healthcare practitioners. As the late Dr. John Yageila said, "There has never been a death in a dental office, while dentistry is being done and nitrous oxide is the sole sedative being used." This level of safety is not only imparted to our patients, many of whom may be pregnant, but to our frontline

workers who may be considering starting a family but are concerned about working in an office where nitrous oxide – oxygen inhalational sedation is provided. Case studies will augment the delivery of key points and a problem-based learning approach is encouraged so that each participant's questions are addressed. After all, if the oath we all took upon graduation was to, "First, do no harm," then why would you not want to offer your patients and staff the best and safest treatment possible?

At the conclusion of this course, attendees will be able to:

- Discuss the challenges with some of the early animal studies investigating the safety of nitrous oxide
- Understand the clinical significance of a well-fitting nose-piece or mask
- Keep their office safe with a checklist from the ADA Advisory Panel on nitrous oxide safety
- Recognize the proposed biochemical pathway in which nitrous oxide could be associated with teratogenicity
- Appreciate the overall safety of nitrous oxide – oxygen inhalational sedation and how to counsel and advise staff on measuring and minimizing any potential occupational exposure

### CBCT Anatomy and Common Findings Review

Kate Dubois, DMD

RECOMMENDED FOR **D**

8 - 10 AM > COURSE # T210

CE CREDITS 2 > ODA COURSE

CBCT is used in almost all aspects of dentistry, but many of us lack formal training in this recent technology. This course will review crucial basic anatomy and common incidental findings from sinuses to thyroid to improve confidence in reviewing the entire volume. Anatomy and incidentals will be organized into suggested workflow groupings to prevent missed pathology. We will also discuss which of these common findings require documentation and follow up. A case review will help us synthesize this knowledge.

At the conclusion of this course, attendees will be able to:

- Review the entire CBCT image identifying normal anatomy and common incidental findings
- Better understand of which findings require documentation and follow-up

### Implants, TMD, and Obstructive Sleep Apnea Assessment

Kate Dubois, DMD

RECOMMENDED FOR **D**

2 - 4 PM > COURSE # T211

CE CREDITS 2 > ODA COURSE

Baseline CBCT knowledge of anatomy and common incidental findings is crucial, but these images are most often taken with a specific region of interest. For implant planning, we will evaluate bone quality, quantity, and graft

integration. During our TMJ discussion we will review anatomy and pathology present in hard tissue images. Lastly, oropharyngeal airway and hard tissue evaluation will include potential markers for obstructive sleep apnea risk.

At the conclusion of this course participants will be able to:

- ◆ Confidently evaluate potential implant sites
- ◆ Identify normal and abnormal TMJ anatomy
- ◆ Recognize potential risk factors for obstructive sleep apnea

## CPR for the Healthcare Provider

### EMT Associates

RECOMMENDED FOR **D H A S L**

**8:30 AM - 12 PM** > COURSE # T101

**CE CREDITS 3.5** > ODA COURSE

**2 - 5:30 PM** > COURSE # T102

**CE CREDITS 3.5** > ODA COURSE

**NOTE** CPR Certification Card is only available in an e-card format. Each participant must sign in at the door and provide their name and e-mail in order to receive their card online.

**NOTE** Afternoon course is a repeat of the morning course. Course is also offered twice on Friday.

**LIMIT 50 (per session)**    **FEE \$50**

This is an American Heart Association class emphasizing the CABs of resuscitation, including rescue breathing, use of bag-valve mask, AED, CPR, and foreign body airway removal for all age groups. The workshop will include written and skills evaluations. Re-certification is for 2 years. Course attendees will receive a copy of the American Heart Association's required textbook, *BLS for Healthcare Providers Student Manual*. Please note, this text will only be distributed onsite to course attendees. It will not be available to registered individuals who are not present.

## Enhance Practice and Team Productivity

*A Patient Care Checklist for Outstanding Dental Teams*

Debra Engelhardt-Nash

RECOMMENDED FOR **D H A S L**

**8 - 11 AM** > COURSE # T212

**CE CREDITS 3** > ODA COURSE

**NOTE** This course appears to meet the requirements for CE related to practice management and patient relations.

Learn how to take control and enrich patient relationships to increase



# We can't wait to see you in Portland.

Connect with **The Dentists Insurance Company** at the Oregon Dental Conference, April 3–5, 2025.

Visit booth **503** to enter to win a **\$250 Visa® gift card**<sup>1</sup> and see how rewarding TDIC can be:

- **12% savings** by bundling malpractice and property policies with TDIC.<sup>2</sup>
- **Free policy review** to uncover gaps and the right coverage for changing needs.

Make more connections on Friday, April 4:

- **3 units C.E.** plus a Professional Liability discount by completing our new risk management seminar.<sup>3</sup>
- **New Dentist Social** for fun networking with peers, snacks and more!

Scan here for details:



**Protecting dentists. It's all we do.®**

**f in** @TDICinsurance  
tdicinsurance.com | Lic # 2361-4

TDIC is endorsed by ODA and proud to be an official 2025 ODC sponsor.

THIS PROMOTION AND DISCOUNT ARE FOR THE PURPOSE OF SOLICITING SALES OF INSURANCE PRODUCTS. NO PURCHASE NECESSARY AND VOID WHERE PROHIBITED.

<sup>1</sup> For full rules, visit [tdicinsurance.com/Visa](https://tdicinsurance.com/Visa). Limit one registration per participant per promotion per consecutive 12-month period. In order to win, participant must be either a licensed dentist, or enrolled in dental school, in good standing, in AZ; CA; IL; MN; MT; NV; ND; OR; WA; or TN during the Promotion Period. <sup>2</sup> Eligible multipolicy discounts are earned by purchasing a Professional Liability Policy and a Commercial Property Policy. Discounts apply to individual policies and are not cumulative. Discounts are subject to and administered under applicable underwriting rules and procedures. <sup>3</sup> Not available in all states. For full rules, visit [tdicinsurance.com/RMdiscount](https://tdicinsurance.com/RMdiscount).

retention, loyalty and treatment acceptance with effective office protocols and team communication. This program offers practical and proven strategies to increase productivity for the dental team. All team members will learn how to make an impact on the lives of patients and practice productivity. Learn what it takes to make everybody wins!

At the conclusion of this course participants will be able to:

- Learn what practice trends to watch
- Track the statistics that really count
- Discover how to add the “wow” factor to the first phone call and new patient experience
- Develop proven Communication skills that REALLY make a difference
- Learn how to increase recare productivity
- Fine-tune treatment presentation skills – getting the patient to “yes”
- Acquire the skill of negotiating financial arrangements that work for everyone

### By Your Side: Communication and Customer Service for the Clinical Team

Debra Engelhardt-Nash

RECOMMENDED FOR **D H A S L**

2 - 5 PM > COURSE # T213

CE CREDITS 3 > ODA COURSE

**NOTE** *This course appears to meet the requirements for CE related to practice management and patient relations.*

Let’s face it. Your team is VITAL. The way they treat patients is a defining moment in how your patient feels about the doctor, their treatment, and the way the practice operates. In spite of your exceptional clinical skills, your team can unwittingly weaken the strengths of your practice. This program will teach you and your team how to be intentionally dynamic to help your practice grow and thrive. Your team will learn how to become patient advocates while your clients are in their care. This course will help you increase your treatment acceptance, attract more patients, and create a team that works together using everybody’s strengths.

At the conclusion of this course, attendees will be able to:

- Learn how to conduct a patient interview
- Acquire the skills to present treatment options
- Learn how to overcome objections
- Find out how to ask the important questions and find out what ARE the important questions!
- Discover how to enhance team roles—at all levels

**NEW DENTISTS:**  
Save an additional  
\$100 on ODC  
registration!

### Surviving the Zirconia Apocalypse

Steven Gold, DDS, FACD, FICD

RECOMMENDED FOR **D H A**

8 - 11 AM > COURSE # T214

CE CREDITS 3 > ODA COURSE

Will zirconia restorations take over the world? If they do, are you prepared? This presentation will cover the clinical workflow for chairside CAD/CAM fabricated zirconia restorations including treatment planning, tooth preparation, CAD/CAM fabrication, post-milling procedures, and cementation. The best current evidence will be provided as well as techniques to help you achieve long-term excellent results for your patients. The zirconia apocalypse is coming... and this course may be your last best hope for survival!

At the conclusion of this course, attendees will be able to:

- Discuss the current state of zirconia as a restorative material
- Synthesize clinical protocols for tooth preparation and cementation
- Describe considerations when fabricating zirconia restorations utilizing in-office CAD/CAM technology

### Prevent Enamel Cruelty Tooth Preparation for Conservative CAD/CAM Restorations

Steven Gold, DDS, FACD, FICD

RECOMMENDED FOR **D H A**

2 - 5 PM > COURSE # T215

CE CREDITS 3 > ODA COURSE

For many clinical situations, full coverage crowns are not the best choice for treating posterior teeth. Bonded indirect restorations allow for a more conservative approach to tooth preparation. Furthermore, thanks to CAD/CAM technology, these conservative, high quality restorations can be delivered in one patient visit. This evidence-based course will present a protocol for conservative posterior tooth preparations based on the pre-existing tooth conditions. This approach leads to better clinical outcomes for the patient, more fun and satisfaction for the dentist, and most importantly to the prevention of enamel cruelty!

At the conclusion of this course, attendees will be able to:

- Describe how conservative tooth preparations can lead to better restorations and long-term tooth health
- Synthesize a tooth preparation process to yield the most conservative restoration for a given tooth condition
- Discuss how a CAD/CAM design system can be used as a quality check for conservative tooth preparations

### Surviving a Career in Dentistry Utilizing Positive Thinking and Humor

Jeffrey Gurian, DDS

RECOMMENDED FOR **D H A S L**

12:30 - 1:30 PM > COURSE # T216

CE CREDITS 1 > ODA COURSE

**NOTE** *This course appears to meet the requirements for CE related to practice management and patient relations.*

Are you ready to live a happier life? Our featured speaker, Dr. Jeffrey Gurian is one of the earliest practitioners in cosmetic dentistry. He spent 25 years in private practice and lectured on cosmetic bonding across the US. Later, as a clinical professor at NYU, he focused on alternative TMJ dysfunction treatments. Notably, he presented S.T.A.R. Therapy at dental conferences, emphasizing talk and touch techniques.

Beyond dentistry, Dr. Gurian is a renowned comedian, having worked with comedic legends. Featured in various media, he’s a bestselling author, motivational speaker, and TV personality. Dr. Gurian is known for his bestselling *Happiness* books, blending wisdom with humor. He is no stranger to the stressors that dentists face and the grim reality of the mental health impact that operating in the dental space can create. He covers stress reduction, achieving happiness, conquering fear, gratitude, service, and shifting from negative to positive thinking. A favorite topic, “Don’t Believe Your Thoughts,” addresses how negative beliefs, often rooted in childhood, hinder personal growth. This theme is explored in his book *Healing Your Heart, By Changing Your Mind*. Dr. Gurian’s keynote will leave you enlightened and entertained, offering practical insights from one dentist to another for keys to a happier life.

### Cementation & Ceramic Update 2025 (Parts 1 and 2)

David Hornbrook, DDS, FAACD, FACE, FASDA

RECOMMENDED FOR **D H A**

8 - 11 AM > COURSE # T217

CE CREDITS 3 > ODA COURSE

2 - 5 PM > COURSE # T218

CE CREDITS 3 > ODA COURSE

**NOTE** *This is a full day course. Attendees must register for and attend both parts.*

Dentistry is changing faster today than anytime in modern history. The roles of the monolithic restorations, universal adhesives, and digital, need to be understood and implemented in every dental practice. As a practicing clinician and as the director of education and technology at Utah Valley Dental Lab, Dr. Hornbrook has a unique perspective of these changes in what he has coined “living on both sides of the bench”. With a practice focused on metal-free, all-ceramic aesthetic based dentistry,

Dr. Hornbrook understands the importance of predictability, ease of use, and long-term success when deciding which restorative material and cementation option will provide the best results. His day to day interaction with ceramists and other clinicians provides a thorough understanding of the problems both groups face and how they overcome challenges and benefit from CAD:CAM, digital wax-ups and design, and high strength, aesthetic ceramic materials.

At the conclusion of this course, attendees will understand:

- Esthetic, monolithic ceramics and when to use what
- Deciphering the new dentinal adhesive agents and how can we combine ease-of-use with long-term predictability
- When to adhesively “bond” and when we can use “Luting” agents and what’s available.
- PMMA long-term provisionals and how they are used to provisionalize implant sites and help sequence full mouth rehabilitations
- Bio-stimulating cements: how and when they can and should be used
- Achieving highly aesthetic anterior Implant results using the “H” Abutment
- New changes in implant designs that allow for Screw-Retained Implant crowns where traditional designs made this impossible
- The new milling machines for ZrO<sub>2</sub>, Lithium Disilicate and resins, to yield more accurate and detailed restorations
- Use of a computer-assisted-anesthetic delivery device to limit the amount of anesthesia used and allows for evaluation of smile designs with full lip mobility

## Ergonomics in Dentistry *Protect Your Money Maker!*

**Katrina Klein, RDH, CEAS, CPT**

RECOMMENDED FOR **D H A S L**

**2 - 5 PM** > COURSE # **T219**

CE CREDITS **3** > ODA COURSE

Working in dentistry doesn't have to hurt! Stop the aches and pains commonly associated with the practice of dentistry and dental hygiene. Protect your physical health with the use of ergonomic equipment, practical ergonomic strategies, and posture enhancing exercises with dental specific stretches to reduce workplace pain. Experience this highly interactive program practicing chairside stretches to establish a mind muscle connection for use in a daily release of chronically tight muscles.

At the conclusion of this course, attendees will understand:

- Risk factors for work related pain for the dental clinician
- Practical solutions for a correct workspace
- How to practice comfortably to reduce fatigue and promote safety
- Posture enhancing strengthening exercises for injury prevention
- Workday stretches that can be done chairside

## Indigenous Oral Health *How to Provide Culturally Competent and Effective Care*

**Rachel Meek, DMD**

RECOMMENDED FOR **D H A S**

**8 - 9:30 AM** > COURSE # **T220**

CE CREDITS **1.5** > OEELS COURSE

This program will detail current oral health disparities faced by indigenous people, primarily (but not exclusively) summarizing the 2023 CareQuest Institute for Oral Health's White Paper: *American Indian and Alaskan Native (AI/AN) Communities Face a 'Disproportionate Burden of Oral Disease'*, written in collaboration with the Northwest Portland Area Indian Health Board (NPAIHB). After establishing an understanding of the current burden of disease and oral health concerns facing the AI/AN population, the program will allow participants to identify obstacles to care and cultural considerations (traditions, expectations, hesitations, and values) for indigenous patients in public and private health care settings. The bulk of the presentation will provide tangible and useful knowledge, information, and strategies to improve AI/AN oral health outcomes and treatment plan acceptance in any office through a personal history of receiving dental care as an indigenous person, as well as lessons learned currently serving Native Oregonians.

At the conclusion of this course, attendees will be able to:

- Describe current oral health disparities affecting indigenous peoples in the U.S., with specific focus on the Pacific Northwest
- Identify current obstacles faced by indigenous peoples in accessing oral health care
- Understand aspects of native culture—language, beliefs, and expectations—that affect the indigenous dental experience and how to provide culturally competent care in your office
- Identify strategies to increase treatment plan acceptance among indigenous patients
- Access resources to expand knowledge of indigenous issues, proposed solutions to improve oral health and access to care, and contribute to a more equitable future

## Steps to Buying a Dental Practice

**Jack Miller, DMD**

RECOMMENDED FOR **D S**

**2 - 3:30 PM** > COURSE # **T221**

CE CREDITS **1.5** > OEELS COURSE

**NOTE** *This course appears to meet the requirements for CE related to practice management and patient relations.*

We will cover a four-step process to help in buying a dental practice. These steps will help to determine what you want in a practice, from a practice and in life. We will use these parameters to help create an analysis and ultimately a finalization in buying a practice.

At the conclusion of this course, attendees will understand:

- How to determine your clarity phase—what do you want?
- How to talk to lenders
- How to submit a letter of intent
- Finalization needs and who to hire
- Overview of binding agreements

## Updated Myofunctional Therapy and Current Evidence Based Science

*How Can it Help the Many Aspects of Dentistry and Medicine and Can it Bridge the Gap between Both Professions? (Parts 1 and 2)*

**Joy Moeller, RDH, AOMT-C, COM**

RECOMMENDED FOR **D H A**

**8 - 11 AM** > COURSE # **T222**

CE CREDITS **3** > ODHA COURSE

**2 - 5 PM** > COURSE # **T223**

CE CREDITS **3** > ODHA COURSE

**NOTE** *This is a full day course. Attendees must register for and attend both parts.*

The field of sleep medicine has exploded and now includes myofunctional therapy as an adjunctive treatment. Studies show that airway surgery such as tonsillectomy and adenoidectomy alone are not enough to reverse the effects of obstructive sleep apnea. A meta-analysis of 331 studies, which was accepted for publication in *Sleep*, concluded that myofunctional therapy decreases AHI by ~50% in adults and 62% in children. Lower oxygen saturations, snoring, and sleepiness outcomes improve in adults. This is changing the way medical professionals treat OSA. Since publication of that study in 2023, orthodontists can guide craniofacial growth depending on age; therefore, it is important to work with other providers for a team-based approach to sleep-disordered breathing which functional repatterning is now considered essential! With research linking treatment protocols to success as an adjunctive treatment to oral facial pain, early interceptive orthodontic treatment, post-orthodontic retention, periodontal therapy, and recognition and treatment of restricted frenum; health care workers may want to incorporate a systematic program into their practice. This course is an overview of the assessment, etiology, and treatment including some habit elimination therapy that a practitioner may implement into their practice.

At the conclusion of this course, attendees will be able to:

- Identify what are OMDs (orofacial myofunctional disorders)
- Understand why this therapy is important for prevention and treatment of sleep apnea, TMD, and orthodontic relapse
- Develop awareness in how myofunctional therapy may help periodontal disease.
- Review current evidence-based research

- ◆ Discuss treatment planning and how this therapy can integrate into a multidisciplinary program to assure the best outcome for the patient's health
- ◆ Practice some therapeutic techniques
- ◆ Understand case studies
- ◆ Understand the future

## Infection Control + OSHA Standing Operating Systems

Kelli Ngariki, MAOM, MaEd

RECOMMENDED FOR **D H A**

8 - 11 AM > COURSE # T224

CE CREDITS 3 > ODA COURSE

**NOTE** This course will fulfill the 2-hour infection control requirement from the Oregon Board of Dentistry.

**NOTE** This course is also offered on Saturday

This course provides essential training in dental infection control and OSHA compliance, with a unique focus on creating sustainable systems that ensure consistent application of safety standards. Participants will review the latest CDC guidelines for infection control and OSHA's *Bloodborne Pathogens and Hazard Communication* standards, tailored specifically for dental settings. Through hands-on examples and practical guidance, this course empowers dental professionals to build documented processes that maintain high standards, reduce risk, and enhance patient and staff safety. Attendees will leave with actionable steps to develop systems that foster a culture of compliance and efficiency in their practices.

At the conclusion of this course, attendees will be able to:

- ◆ Implement current CDC infection control guidelines and OSHA standards effectively within dental practices
- ◆ Identify common infection control and safety risks specific to dental settings and apply preventive strategies
- ◆ Develop and document systems to standardize infection control and OSHA compliance, promoting consistent practice and accountability
- ◆ Enhance patient and staff safety through systematic approaches to hazard communication and exposure prevention



**Register Early  
and Save**

ODC Early Bird Pricing  
available through  
**February 21.**

Register at:  
[OregonDentalConference.org](http://OregonDentalConference.org)

## Cultural Competency and HIPAA Training for Healthcare Professionals

Kelli Ngariki, MAOM, MaEd

RECOMMENDED FOR **D H A S L**

2 - 5 PM > COURSE # T225

CE CREDITS 3 > ODA COURSE

**NOTE** This course will fulfill the 2-hour cultural competency requirement from the Oregon Board of Dentistry.

**NOTE** This course is also offered twice on Friday and once on Saturday.

This dual-focus course equips dental professionals with the knowledge and tools to deliver culturally competent care while ensuring strict adherence to HIPAA regulations. Participants will gain insight into diverse patient populations' unique cultural and communication needs, particularly within Oregon's communities, while also covering critical HIPAA privacy and security requirements. By bridging cultural awareness with compliance, this course prepares dental teams to enhance patient trust, safeguard protected health information and reduce the risk of data breaches. Through practical guidance, attendees will learn actionable steps to foster inclusivity and meet the highest patient privacy standards.

At the conclusion of this course, attendees will be able to:

- ◆ Recognize and respect cultural differences within Oregon's patient population, tailoring communication to improve trust and understanding
- ◆ Implement HIPAA privacy and security standards with confidence, protecting patient information and minimizing risk of breaches
- ◆ Apply strategies to address cultural and linguistic barriers while maintaining HIPAA-compliant communication
- ◆ Develop inclusive practices that enhance patient satisfaction and privacy compliance

## Oregon Board of Dentistry Updates and FAQ

Stephen Prisby; Haley Robinson

RECOMMENDED FOR **D**

2 - 4 PM > COURSE # T226

CE CREDITS 2 > ODA COURSE

**NOTE** This course appears to meet the requirements for CE related to practice management and patient relations.

This course will present an overview of relevant and timely topics related to the Dental Practice Act. It will cover the most recent rule changes over the last few years. The most common misunderstandings in regular practice that the Board hears about and when renewing licenses will be reviewed.

The presentation will also review continuing education requirements and the audit process. Time will be allocated to an open Q&A session to attendees as well.

## Local Anesthesia

*Foundation of Pain Management  
in Dentistry (Lecture)*

Enrique Varela, DDS

RECOMMENDED FOR **D H A**

8 - 11 AM > COURSE # T228

CE CREDITS 3 > ODA COURSE

Local anesthesia is an important element of dental practice and form the basis of pain and anxiety management in dentistry. Proper use of these modalities can help improve provider confidence, patient satisfaction, and public safety. This course will review important principles and concepts related to the use of local anesthesia in dentistry, while also reviewing the legal tenets that guide the provider in fulfilling their medicolegal responsibility.

At the conclusion of this course, attendees will understand:

- ◆ The principles and concepts that guide the clinician in safely managing pain and anxiety in the dental patient
- ◆ How the concept of situational awareness can enhance the safety of local anesthetic administration
- ◆ The anatomical landmarks of all major maxillary and mandibular nerve blocks
- ◆ The pharmacology and action of local anesthetic drugs and vasoconstrictors
- ◆ The elements that help the clinician fulfill their medicolegal responsibility as it relates to local anesthetic and nitrous oxide administration

## Local Anesthesia Technique Hands-on Workshop

Enrique Varela, DDS

RECOMMENDED FOR **D H A**

2 - 4 PM > COURSE # T103

CE CREDITS 2 > ODA COURSE

**NOTE** Attendees must pre-register

LIMIT 40 FEE \$100

Come practice your local anesthetic technique at this hands-on workshop! You will be guided by licensed dentists who can help give you tips and tricks to improve your technique. In this course, you will have the opportunity to demonstrate your current technique, discuss the challenges you face in obtaining profound anesthesia, and receive guidance on methods that may enhance your success. Safety needles will be used for this course. No live needles will be present.

At the conclusion of this course, attendees will be able to:

- ◆ Review anatomical landmarks for major nerve blocks used in dentistry
- ◆ Utilize anatomical landmarks to help recalibrate your injection technique
- ◆ Review your current technique and identify areas for improvement
- ◆ Practice your revised technique in a safe manner using safety needles



## Medical Emergencies Update 2025

Steven Beadnell, DMD, FICD, FACD

RECOMMENDED FOR **D H A**

8 AM - 12 PM > COURSE # F201

CE CREDITS 4 > ODA COURSE

**NOTE** This course will fulfill the 3-hour medical emergencies requirement for the Oregon Board of Dentistry as well as the 4-hour medical emergencies requirement for those with a Nitrous Oxide Permit.

**NOTE** This course is also offered on Saturday

Medical emergencies can and do occur in dental practices every day. Over the next fifteen years the segment of the population at highest risk for medical emergencies, those 65 and older will become a larger percentage of our patients. The entire dental team must be prepared to recognize and respond to a variety of medical emergencies that could be precipitated by the stress of the dental environment. This course will discuss the diagnosis, prevention, and management of common medical emergencies that might occur in dental offices. This 4-hour course is appropriate for the entire dental team and meets the medical emergency education requirement of the Oregon Board of Dentistry for license renewal and anesthesia permits.

At the conclusion of this course, attendees will be able to:

- Identify those at increased risk for specific medical emergencies
- Diagnose the common medical emergencies based on the signs and symptoms demonstrated by a patient
- Develop a rational approach to the management of medical emergencies in general as well as the specific protocols for managing each medical emergency discussed
- Identify modifiable risk factors for medical emergencies and understand methods to prevent their occurrence in the dental environment

## Occlusion in the Digital Dental World

Daren Becker, DMD

RECOMMENDED FOR **D**

8 - 11 AM > COURSE # F202

CE CREDITS 3 > ODA COURSE

In this course, you will be exposed to a philosophy of practice that focuses on using digital intra-oral scanning combined with design software to study, diagnose and treatment plan occlusal disease. We will discuss a rationale and systems for scanning every patient. I will show how to capture the occlusion in a seated condylar position with first point of contact. The use of splint therapy, how to scan the bite for splint design and how to design and print an occlusal splint will also be presented. There will be a demonstration of how to use design software and digital articulator to quickly evaluate whether a patient is a candidate for occlusal equilibration.

At the conclusion of this course, attendees will be able to:

- Develop a system for scanning every patient in your practice
- Learn several techniques for scanning the occlusion
- "Mount" digital scans on the digital articulator using Dr. Bonwill's articulation principles
- Understand occlusal splint design and 3D printing
- Quickly assess if a case can be equilibrated
- Add a digital mount to a set of intra-oral scans to print models for use on an analog articulator

## Implant Failures Despite Good Osteointegration

Daren Becker, DMD

RECOMMENDED FOR **D**

1 - 4 PM > COURSE # F203

CE CREDITS 3 > ODA COURSE

In this course, using real implant cases, we will look at failures where the implants were successfully integrated. These failures include bacterial, functional, aesthetic, financial and more.

At the conclusion of this course, attendees will be able to:

- Identify modes of implant case failures
- Learn planning tools to minimize the risk for implant failures
- Discuss provisionalization of implant restorations
- Use can bodies and intra-oral scanning to send to the lab for design and milling of implant restorations
- Have a system for estimating the time, complexity and costs associated with different implant cases so a fair fee can be established

## Record Keeping, Board Protocols, and Important Information from the Oregon Board of Dentistry

Winthrop "Bernie" Carter, DMD; Angela M. Smorra, DMD

RECOMMENDED FOR **D**

1 - 3 PM > COURSE # F219

CE CREDITS 2 > ODA COURSE

**NOTE** This course appears to meet the requirements for CE related to practice management and patient relations.

In this course, Oregon Board of Dentistry investigators will review rule changes including important reminders to those who hold anesthesia permits. Patient records and documentation issues will be addressed. Common complaints and the investigative process will be reviewed including a discussion of the Board's standard protocols for dealing with reoccurring violations of the Dental Practice Act. Attendees will be reminded of important rule changes and understand the investigative process and reminders to remain in compliance with the Dental Practice Act.

An overview of the Health Professionals' Services Program (HPSP) will be presented

as well. This is the legislatively mandated confidential diversion program to assist licensees who have substance abuse or mental health issues impacting their lives and others.

## Empathy, Communication, and Leadership Making Work and Life Better

David L. Carsten, DDS, MAGD, FPFS, FACD, FADI

RECOMMENDED FOR **D H A S L**

1 - 4 PM > COURSE # F218

CE CREDITS 3 > ODAA COURSE

Successful relationships require insight into a person's feelings and thoughts. Patients, employees, family, and friends can be challenging at times. If there is a history of trauma or abuse, anger and fear become hardwired defense mechanisms. Empathy and communication are key to good outcomes. Similar to playing a musical instrument, we can learn to do both with practice. The process of listening and sharing with empathy is by story. Knowing how to listen to stories and how to tell stories is central to leadership and relationships. A great leader has empathy and communicates with those that they lead. This course will recommend actions and practices that can lead to success for the patient, the team member, and the dentist. What is the value of working successfully with a fellow being? Priceless. The program has three parts: 1. Listening to Understand, 2. Narrative Communication, and 3. Leadership.

At the conclusion of this course, attendees will be able to:

- Describe empathy, why it is important, and how it is misunderstood
- Demonstrate effective communication
- Explain the steps to collaboration
- Describe how to improve communication and leadership skills through empathy
- Understand listening as a skill and be able to demonstrate it
- Understand narrative as a skill and be able to demonstrate it
- Understand and be able to demonstrate how to work with conflict
- Explain how "bad" behavior can be understood
- Explain power and leadership within healthcare
- Describe how roles, urgency, team, and task determine leadership

Stay up-to-date with the ODC app!

Search 'Oregon Dental Conference' in your device's app store.



### The Christensen Bottom Line 2025

Gordon Christensen, DDS, MSD, PhD

RECOMMENDED FOR **D H A L**

8 - 11 AM > COURSE # F204

CE CREDITS 3 > ODA COURSE

This fast moving “bottom line” course includes the areas of dentistry with the most activity and change in any given year. It is easily understood and has numerous summaries that help attendees to interpret the ongoing advancements in the profession. The course encourages audience participation, and questions and answers and is presented in an enjoyable and humorous manner.

At the conclusion of this course, attendees will be able to:

- ◆ List the most important and useful new techniques in the general topics selected by your group
- ◆ List the most important and useful materials discussed in the general topics selected by your group
- ◆ List the most important and useful new concepts discussed in this course
- ◆ Implement those aspects of the course most applicable to your practice

### Are Edentulous Patients Your Major Challenge?

Gordon Christensen, DDS, MSD, PhD

RECOMMENDED FOR **D H A L**

1 - 4 PM > COURSE # F205

CE CREDITS 3 > ODA COURSE

Most dentists consider this procedure to be the most unpredictable procedure they routinely treat. Does it have to be that concerning? Numerous removable pros procedures can be significantly simplified, delegated to team members, improved, and made more effective. This course identifies the most important unpredictable aspects of this procedure and provides methods to make it faster, easier, better, and less expensive.

The following topics are included:

- ◆ Providing feasible predictable treatment plans
- ◆ Making impressions that actually hold dentures in the mouth
- ◆ Simply finding vertical dimension of occlusion
- ◆ Determining when implants are mandatory and how to do them
- ◆ Advising technicians on the characteristics necessary for denture success
- ◆ Simplifying the entire procedure

At the conclusion of this course, attendees will be able to:

- ◆ Simplify and refine their edentulous restoration procedures
- ◆ Identify and use the best products
- ◆ Define what procedures can be delegated to team members?
- ◆ Integrate the concepts into their practices

### Talking Dirty

An Informative and Enlightening Presentation around OSHA and Infection Control

Karen Daw, MBA, CECM, CDIPC

RECOMMENDED FOR **D H A S L**

8 - 11 AM > COURSE # F207

CE CREDITS 3 > ODA COURSE

1 - 4 PM > COURSE # F208

CE CREDITS 3 > ODA COURSE

**NOTE** This course will fulfill the 2-hour infection control requirement from the Oregon Board of Dentistry.

**NOTE** Afternoon course is a repeat of the morning course.

Discover the ultimate infection prevention training that ticks all the boxes! Look at the same subject from a completely different perspective and earn CE credit for infection control—all while keeping your team and patients super safe. With a dash of fresh mountain breeze vibes, we'll breathe new life into your infection control program. Get ready to rev up your protection like a finely tuned sports car! Join “The OSHA Lady,” Karen Daw, for a fun and efficient course tailored exclusively for dental healthcare professionals. Prepare for an entertaining, interactive, and potentially life-saving experience as we tackle essential topics like hand hygiene, instrument sterilization, and PPE. Leave those infection control binders behind for a while and let us guide your team toward safety success!

At the conclusion of this course, attendees will be able to:

- ◆ Discuss key recommendations the CDC that will keep your dental office up to date on the latest guidelines
- ◆ Review checklists and resources to streamline procedures, reduce liability, and enhance safety for the well-being of team members, patients, and the practice
- ◆ Perform proper personal protective equipment donning via a hands-on mask exercise
- ◆ List the steps of how to successfully test and maintain dental unit waterline
- ◆ Explore the reasons to earn a CDIPC

### How to Effectively Work with Your Bank to Optimize Your Practice Growth

Sarah Dunn; Michael Huynh

RECOMMENDED FOR **D**

8 - 9 AM > COURSE # F206

CE CREDITS 1 > ODA COURSE

This course will walk you through how to best partner with your bank at each stage of your practice ownership career to maximize your earning potential and growth.

At the conclusion of this course, attendees will understand:

- ◆ What questions to ask when interviewing your bank to ensure a good fit

- ◆ What to expect from your banking partnership at each stage of your practice ownership career

THIS COURSE IS SPONSORED, IN PART, BY COLUMBIA HEALTHCARE BANKING.

COLUMBIA HEALTHCARE BANKING IS AN ODA ENDORSED SERVICE.

### CPR for the Healthcare Provider

EMT Associates

RECOMMENDED FOR **D H A S L**

8:30 AM - 12 PM > COURSE # F101

CE CREDITS 3.5 > ODA COURSE

1:30 - 5 PM > COURSE # F102

CE CREDITS 3.5 > ODA COURSE

**NOTE** CPR Certification Card is only available in an e-card format. Each participant must sign in at the door and provide their name and e-mail in order to receive their card online.

**NOTE** Afternoon course is a repeat of the morning course. Course also repeats twice on Thursday.

LIMIT 50 (per session) FEE \$50

This is an American Heart Association class emphasizing the CABs of resuscitation, including rescue breathing, use of bag-valve mask, AED, CPR, and foreign body airway removal for all age groups. The workshop will include written and skills evaluations. Re-certification is for 2 years. Course attendees will receive a copy of the American Heart Association's required textbook, *BLS for Healthcare Providers Student Manual*. Please note, this text will only be distributed onsite to course attendees. It will not be available to registered individuals who are not present.

### Anatomically Centered Endodontics

A Logical and Simple Pathway to Long-Term Success (Parts 1 and 2)

Alex Fleury, DDS, MS

RECOMMENDED FOR **D**

8 - 11 AM > COURSE # F210

CE CREDITS 3 > ODA COURSE

1 - 4 PM > COURSE # F211

CE CREDITS 3 > ODA COURSE

**NOTE** This is a full day course. Attendees must register for and attend both parts.

Endodontic treatment has evolved significantly from simple beginnings, and the success rate of this treatment has increased dramatically in the past decade or so, allowing clinicians to save teeth in a predictable and safe manner. Anatomically-oriented and conservative preparation of the root canal system is the best approach for long term success in endodontics. The anatomically centered approach, which will be proposed in this course, allows us to sacrifice less dentin, to enhance the irrigation process significantly, and to seal the root canal system with the best science has to offer today. Anatomically centered endodontics is not about

a new instrument, equipment or products, but the combination of scientifically proven techniques and materials in one simple, biologically driven, and inexpensive workflow. The main purpose of this course is to help clinicians obtain long-term success in their endodontic cases without the need of complex, or expensive equipment, while providing the best possible care to their patients.

At the conclusion of this course, attendees will understand:

- ♦ The anatomically centered approach to root canal treatment
- ♦ How to achieve long term success utilizing a science-based, logical technique that preserves natural tooth structure
- ♦ The great advantages of a new irrigation solution which combines NaOCl, chelating agents, and surfactants, allowing for a simpler and comprehensive cleaning and disinfecting process.
- ♦ Have the opportunity to put into practice in a hands-on session the knowledge achieved during the lecture
- ♦ An efficient and safe technique/method to achieve profound local anesthesia for all endodontic cases, including cases of irreversible pulpitis
- ♦ Be able to immediately implement the knowledge acquired into their daily practice, including while tackling more challenging endodontic cases

THIS COURSE IS SPONSORED, IN PART, BY BRASSELER

### Filling in the Gaps *Special Strategies for Special Care Dentistry*

Malin Friess, DMD

RECOMMENDED FOR **D H A**

**8 - 9:30 AM** > COURSE # **F209**

**CE CREDITS 1.5** > **OEELS COURSE**

This course will equip dental professionals with the knowledge and skills necessary to care for patients with special needs. Attendees will explore topics including the challenges related to access to care, the importance of using correct terminology when discussing neurodiversity, and ASA classification and why it matters. This course will delve into the various types of neurodiversity including Autism Spectrum Disorder, cerebral palsy, and Down syndrome. We will explore tools like the Frankl Scale for assessing patient behavior, MDAS scale for evaluating dental anxiety, and consider treatment complexity to determine the suitability for treating or referring special needs dental patients to a hospital dental service. By integrating these essential components, participants will leave with a solid foundation of how to provide compassionate, informed dental care for special needs patients.

 **DELTA DENTAL®**

Delta Dental of Oregon

## Better oral health for you patients

Help at-risk patients get the extra care they need with **Health through Oral Wellness®** and more

Explore our programs



At the conclusion of this course, attendees will understand:

- ◆ Special Care Dentistry and Neurodiversity: Define these terms and consider the implications for patient care in dentistry
- ◆ Access to Care: Identify why there are barriers to dental care for neurodiverse patients.
- ◆ ASA Classifications: Explain ASA classifications and why it matters as a risk assessment tool
- ◆ Three types of neurodiversity: Autism Spectrum Disorder, cerebral palsy, and Down syndrome
- ◆ Tools like the Frankl Scale for assessing patient behavior, MDAS scale for evaluating dental anxiety, and consider dental treatment complexity to determine the suitability for treating or referring special needs dental patients to a hospital setting
- ◆ Case studies in special care dentistry

### Neurotoxin Therapy Training for the Dental Professional: Workshop

Timothy Hess, DDS, MAGD

RECOMMENDED FOR **D H A**

8 AM - 6 PM > COURSE # F103

CE CREDITS 10 > ODA COURSE

**NOTE** This course meets the 10 hour requirement for Oregon Board of Dentistry licensure.

**NOTE** Doctors should bring loupes, proof of malpractice coverage, state dental license and one patient for administration of BTX-A.

**NOTE** Open to dentists, in state, with proof of malpractice insurance and dental licenses. One dental assistant or hygiene staff may register with dentist/dentists. Dental assistants and hygienists per Oregon state law cannot inject neurotoxins.

LIMIT 40

**FEES** ODA Member Dentist: \$2,500  
ODA Member Dentist Staff with Dentist: \$500  
Non-ODA Member Dentist: \$3,000  
Non-ODA Member Dentist Staff with Dentist: \$700

The workshop is recommended for dentists wishing to implement Botulinum Toxin-A aesthetic or therapeutic procedures into their practices. Dentists are encouraged to bring a staff member that assists in clinical procedures and will be involved with BTX-A treatments to attend lecture and hands-on participation.

Botulinum toxin-A (BTX-A) utilization by health care professionals is increasing. The dentist's expert knowledge of the head and neck anatomy make them an ideal provider of BTX-A therapies. This course will focus on aesthetic and therapeutic procedures that can be easily incorporated into any dental practice. This presentation will be didactic and include demonstrations of BTX-A administration as well as hands-on participation by attendees.

Educational objectives will focus on but not limited to:

- ◆ Introduction to BTX-A aesthetic procedures and therapeutic procedures of the head and neck performed by dentists
- ◆ Preparation and administration of BTX-A

- ◆ Evaluation, communication and documentation of BTX-A treatments to achieve clinical success and meet patient expectations

Course will provide neurotoxin and supplies, a working lunch, and trained staff.

### Current Management of Benign Jaw Lesions and Where We Are Heading

Jonathan Jelmini, DDS, MD

RECOMMENDED FOR **D H A**

1 - 2:30 PM > COURSE # F212

CE CREDITS 1.5 > OEELS COURSE

This course is designed to introduce the audience to benign jaw tumors and their prevalence and classification based on historical type. Then we will dive into the etiology and risk factors of the benign lesions, how they present clinically including symptoms and signs, and what treatment options and management of specific tumor types looks like including where the future of research is taking us.

At the conclusion of this course, attendees will understand:

- ◆ Clinical and radiographic features of common jaw lesions
- ◆ Treatment options available for the patient
- ◆ Follow-up for individual lesions
- ◆ Future research and possible alternative treatments in the future
- ◆ Risk factors for recurrence
- ◆ Post-operative management and follow-up

### Airway in the Restorative Practice

Kevin Kwiecien, DMD, MS

RECOMMENDED FOR **D H A S L**

8 - 11 AM > COURSE # F213

CE CREDITS 3 > ODA COURSE

A perfect, unobstructed, smooth-flowing, and properly functioning airway would be optimal. If the airway is compromised, treating the "root cause" of the compromised airflow would be optimal. But what about the patient for whom a mandibular advancement device is the appropriate treatment to manage better sleep and airway? Every patient is entitled to know what optimal is, the benefit, the likely consequences of suboptimal, and the compromises of anything less. The process for the dentist can still be systematic, interdisciplinary in nature, and somewhat predictable.

At the conclusion of this course, attendees will understand:

- ◆ Tools to evaluate possible airway issues in the restorative practice
- ◆ How to systematically treatment plan optimal treatment
- ◆ How to identify options to appropriately phase treatment
- ◆ How to manage complications associated with the use of a MAD

### Every Case is a Big Case

Kevin Kwiecien, DMD, MS

RECOMMENDED FOR **D H A S L**

1 - 4 PM > COURSE # F214

CE CREDITS 3 > ODA COURSE

As dentistry continues to evolve, the role of the dentist and dental team can seem more ambiguous, creating more questions than answers. Airway or occlusion? Stress-management or an occlusal guard? Fluoride and tooth repair or nutritional counseling? Can we do it all? Should we do it all? If so, how? And is understanding optimal occlusal concepts and restoring a patient to a traditionally optimal result still appropriate? Would you be open to the possibility that the dentist and dental team can use all of its gifts and tools to move a patient towards appropriate and optimal health, one step at a time?

At the conclusion of this course, attendees will be able to:

- ◆ Intentionally create a co-discovery dental team for a congruent patient experience
- ◆ Develop individualized transparent systems to support predictable clinical office flow
- ◆ Set a path to intentionally build or reinforce each system with intention
- ◆ Feel more confident as a CEO, CFO, CMO and head of HR
- ◆ Review key clinical data that the entire team can understand to support consistent treatment planning
- ◆ Understand how to create a message to help every patient feel safe to move towards appropriate health

### Mastering the Art of Tax Strategy and Asset Protection

Art McOmber

RECOMMENDED FOR **D**

10 - 11 AM > COURSE # F215

CE CREDITS 1 > ODA COURSE

**NOTE** This course appears to meet the requirements for CE related to practice management and patient relations.

**NOTE** This course is also offered on Saturday

We understand that dentists wear multiple hats. You not only provide essential healthcare services but also manage the intricate aspects of running a practice. As a result, we aim to equip healthcare professionals with the resources and knowledge necessary to enhance the efficiency and profitability of your practices, enabling you to deliver superior patient care.

At the conclusion of this course, attendees will be able to:

- ◆ Explain the key principles of tax optimization and identify strategies to minimize tax liabilities as a healthcare professional
- ◆ Recognize the importance of a solid business structure and learn techniques to mitigate risks and protect personal and professional assets
- ◆ Gain insights into asset protection strategies and identify effective methods to safeguard against potential lawsuits and creditor claims

- ◆ Explore the essentials of estate planning and develop a comprehensive plan to protect and transfer assets while minimizing probate costs
- ◆ Practice legal strategies that discourage lawyers from ever filing a suit against you or your business
- ◆ Acquire practical knowledge and actionable steps to implement tax optimization, business structure, and asset protection strategies in your own practice
- ◆ Enhance your financial literacy and empower yourself to make informed decisions that positively impact your financial well-being
- ◆ Incorporate lessons from the expertise and experience of former FBI Special Agent Art McOmber, gaining valuable insights and real-world examples
- ◆ Identify the value and limitations of liability insurance, including potential pitfalls due to policy exclusions and payout caps
- ◆ Understand how a settlement from your malpractice insurance will trigger a report to the National Practitioners Data Bank (NPDB)
- ◆ Discern the negative effects of your name being on the NPDB
- ◆ Take ongoing steps to protect your professional license and your good name
- ◆ Comprehend how financially independent individuals like Warren Buffett set themselves apart using tax strategies

THIS COURSE IS SPONSORED, IN PART, BY THE FORTUNE LAW FIRM.

## Cultural Competency and HIPAA Training for Healthcare Professionals

Kelli Ngariki, MAOM, MaEd

RECOMMENDED FOR **D H A S L**

**8 - 11 AM** > COURSE # **F216**

**CE CREDITS 3** > ODA COURSE

**1 - 4 PM** > COURSE # **F217**

**CE CREDITS 3** > ODA COURSE

**NOTE** This course will fulfill the 2-hour cultural competency requirement from the Oregon Board of Dentistry.

**NOTE** Afternoon course is a repeat of the morning course. Course also repeats on Thursday and Saturday.

This dual-focus course equips dental professionals with the knowledge and tools to deliver culturally competent care while ensuring strict adherence to HIPAA regulations. Participants will gain insight into diverse patient populations' unique cultural and communication needs, particularly within Oregon's communities, while also covering critical HIPAA privacy and security requirements. By bridging cultural awareness with compliance, this course prepares dental teams to enhance patient trust, safeguard protected health information and reduce the risk of data breaches. Through practical guidance, attendees will learn actionable steps to foster inclusivity and meet the highest patient privacy standards.

At the conclusion of this course, attendees will be able to:

- ◆ Recognize and respect cultural differences within Oregon's patient population, tailoring communication to improve trust and understanding
- ◆ Implement HIPAA privacy and security standards with confidence, protecting patient information and minimizing risk of breaches
- ◆ Apply strategies to address cultural and linguistic barriers while maintaining HIPAA-compliant communication
- ◆ Develop inclusive practices that enhance patient satisfaction and privacy compliance

## RM20: Shaping a Safe Future Optimizing Care with Patient Education and Team Training

Viren Patel, DDS; Peter Tuenge, Esq.

RECOMMENDED FOR **D**

**1 - 4 PM** > COURSE # **F220**

**CE CREDITS 3** > ODA COURSE

This course focuses upon essential risk management strategies, empowering dentists with the skills and resources to address key factors that optimize patient outcomes and mitigate potential liabilities. Through evaluation of actual TDIC cases, this course explores the importance of establishing protocols to enhance patient safety. It also provides best practices for obtaining current health histories, insights on essential staff roles and training, and steps for responding to office emergencies.

At the conclusion of this course, attendees will be able to:

- ◆ Understand the significance of establishing and adhering to protocols and the importance of staff training in medical emergencies
- ◆ Recognize your role in providing patient education to achieve optimal levels of care and patient compliance
- ◆ Incorporate controls and procedures to reduce the potential for errors in documentation and increase patient safety

THIS COURSE IS SPONSORED, IN PART, BY TDIC.

TDIC IS AN ODA ENDORSED PROGRAM

## Applications of AI in Restorative Dentistry

Arthur Tomaro, DDS

RECOMMENDED FOR **D H A S**

**8 - 11 AM** > COURSE # **F221**

**CE CREDITS 3** > ODA COURSE

**1 - 4 PM** > COURSE # **F222**

**CE CREDITS 3** > ODA COURSE

**NOTE** Afternoon course is a repeat of the morning course.

AI is the new buzzword in almost every aspect of our world. What is AI and what role does it presently, and in the future, play in dentistry? Dr. Tomaro will share with attendees how artificial intelligence is changing dentistry; as clinicians, how we as healthcare providers benefit, and

more importantly, how our patients will benefit. The daily applications of AI in the office.

At the conclusion of this course, attendees will understand:

- ◆ Understanding what AI is
- ◆ What role will AI play in the future of dentistry?
- ◆ What is the application of AI in today's dental office?
- ◆ The business application of AI in the dental office
- ◆ How AI impacts the bottom line financially

THIS COURSE IS SPONSORED, IN PART, BY SHOFU

## Mentorship Matters The Importance of Cultivating Growth for the Next Generation

ArNelle Wright, DMD, MS

RECOMMENDED FOR **D H A S L**

**8 - 11 AM** > COURSE # **F223**

**CE CREDITS 3** > ODA COURSE

**1 - 4 PM** > COURSE # **F224**

**CE CREDITS 3** > ODA COURSE

**NOTE** Afternoon course is a repeat of the morning course.

Mentorship is a cornerstone for cultivating the personal and professional success of the next generation of dental professionals. While no two mentorship relationships are the same, the principles guiding them can be universally impactful. This interactive session explores how dental leaders can develop mentorship programs tailored to their unique stories and experiences, driving growth within their offices, associations, and affiliated organizations. Using a combination of lecture and discussion, this course will provide actionable strategies for fostering mentorship pipelines from pre-dental students to early-career practitioners. Attendees will also learn to integrate practice management, supplemental skills, and data-driven insights into their mentorship frameworks. Whether you are new to mentorship or a seasoned leader, this course will inspire and equip you to build meaningful connections and nurture sustainable growth.

At the conclusion of this course, attendees will be able to:

- ◆ Develop mentorship frameworks using their unique stories
- ◆ Identify and implement strategies to mentor pre-dental students, current dental students, and early-career dentists
- ◆ Incorporate supplemental skills and practice management approaches into mentorship settings
- ◆ Utilize data to measure and refine effective mentorship programs



**Register Early  
and Save**

ODC Early Bird Pricing available through **February 21**.

**OregonDentalConference.org**

### Hands On Introduction to Porcelain

#### Single Units

Charles Banh; Kim Doyle

RECOMMENDED FOR **D H A L**

8 AM - 12 PM > COURSE # S103

CE CREDITS 4 > OADL COURSE

LIMIT 12 FEE \$200

Attendees will learn the techniques to stain and glaze a single anterior and single posterior crown. The course is applicable for both technicians and clinicians with little to no porcelain experience. Attendees will leave with a better understanding of anatomy and esthetics.

At the conclusion of this course, attendees will understand:

- A general understanding of porcelain application
- The limitations of zirconia
- Esthetic workflows with modern porcelain

### Medical Emergencies Update 2025

Steven Beadnell, DMD, FICD, FACD

RECOMMENDED FOR **D H A S L**

8 AM - 12 PM > COURSE # S201

CE CREDITS 4 > ODA COURSE

**NOTE** This course will fulfill the 3-hour medical emergencies requirement for the Oregon Board of Dentistry as well as the 4-hour medical emergencies requirement for those with a Nitrous Oxide Permit.

**NOTE** This course is also offered on Friday

Medical emergencies can and do occur in dental practices every day. Over the next fifteen years the segment of the population at highest risk for medical emergencies, those 65 and older will become a larger percentage of our patients. The entire dental team must be prepared to recognize and respond to a variety of medical emergencies that could be precipitated by the stress of the dental environment. This course will discuss the diagnosis, prevention, and management of common medical emergencies that might occur in dental offices. This 4-hour course is appropriate for the entire dental team and meets the medical emergency education requirement of the Oregon Board of Dentistry for license renewal and anesthesia permits.

At the conclusion of this course, attendees will be able to:

- Identify those at increased risk for specific medical emergencies
- Diagnose the common medical emergencies based on the signs and symptoms demonstrated by a patient
- Develop a rational approach to the management of medical emergencies in general as well as the specific protocols for managing each medical emergency discussed
- Identify modifiable risk factors for medical emergencies and understand methods to prevent their occurrence in the dental environment

### Building an ALL-ON-X Digital Workflow that Works for You!

#### Plus Advancements in Prosthetic Engineering

Sven Bone, DDS, MS

RECOMMENDED FOR **D L**

8 - 11 AM > COURSE # S202

CE CREDITS 3 > ODA COURSE

1 - 4 PM > COURSE # S203

CE CREDITS 3 > ODA COURSE

**NOTE** Afternoon course is a repeat of the morning course.

LIMIT 40 (per session) FEE \$300

Additive dentistry is quite simply fun to do! Say goodbye to layering, condensing, and burnishing! Join Dr. Clark to experience a unique approach to modern resin dentistry. Participants will perform injection molding to create ideal margins, rounded emergence profiles, and mirror smooth restorations in two anterior exercises, deep caries and black triangles and two Class II exercises.

At the conclusion of this course, attendees will understand:

- The six steps to achieve rock solid posterior composite contacts in even the most difficult cases
- How can you best combine flowable and regular composites with the injection molding technique, and when to use bulk fills
- Treating the dreaded black triangle, especially common after tray aligner therapy
- How to handle heated composites

### Modern Monolithic Injection Molded Composite Dentistry

#### Concepts, Materials, Instruments, Techniques

David Clark, DDS

RECOMMENDED FOR **D**

8 - 11 AM > COURSE # S101

CE CREDITS 3 > ODA COURSE

1 - 4 PM > COURSE # S102

CE CREDITS 3 > ODA COURSE

**NOTE** Afternoon course is a repeat of the morning course.

LIMIT 40 (per session) FEE \$300

Additive dentistry is quite simply fun to do! Say goodbye to layering, condensing, and burnishing! Join Dr. Clark to experience a unique approach to modern resin dentistry. Participants will perform injection molding to create ideal margins, rounded emergence profiles, and mirror smooth restorations in two anterior exercises, deep caries and black triangles and two Class II exercises.

At the conclusion of this course, attendees will understand:

- The six steps to achieve rock solid posterior composite contacts in even the most difficult cases

- How can you best combine flowable and regular composites with the injection molding technique, and when to use bulk fills
- Treating the dreaded black triangle, especially common after tray aligner therapy
- How to handle heated composites

THIS COURSE IS SPONSORED, IN PART, BY BIOCLEAR.

### Dental Assisting Exam Prep

Jen Hawley Price, MAS, MS;  
Virginia Jorgensen, CDA, EFDA, EFODA,  
AAS; Sarah Stream, MPH, CDIPC, CDA,  
FADAA, EFDA, RDA

RECOMMENDED FOR **A**

8 - 11 AM > COURSE # S204

CE CREDITS 3 > ODAA COURSE

Get ready to prep, practice, and excel! It's time to elevate your study skills for the DANB RHS, DANB ICE, and Oregon Expanded Function Dental Assistant exams. This interactive session will combine lecture, discussion, and practical activities on the topics of infection control, radiology, and expanded functions dental assisting. Learn foundational principles on essential exam topics while discovering strategies to most effectively prepare for exams. By the end of this session, participants will develop a greater understanding in their knowledge of infection control, radiology, and expanded function dental assisting, and will leave equipped with confidence and recommended tools for a successful exam experience.

At the conclusion of this course, attendees will be able to:

- Recognize effective strategies of prevention of disease transmission and cross-contamination, instrument processing, and safety protocols
- Explain the principles of dental radiography and the techniques required to effectively expose radiographs
- Describe the key responsibilities of an Oregon Expanded Function Dental Assistant (EFDA), including procedures such as placing temporary restorations, coronal polishing, and tooth whitening and understand how these topics may be covered on the OR-EFDA exam
- Implement proven study skills and techniques tailored for dental assisting exams, including time management, active recall, and collaborative learning methods, to enhance retention and understanding of key concepts

### Microbiology of Dental Caries

Susmitha Koti, DDS

RECOMMENDED FOR **D H A S L**

1 - 2:30 PM > COURSE # S205

CE CREDITS 1.5 > OEELS COURSE

This course provides dental professionals with a comprehensive overview of the latest research on the oral microbiome and its role in the development of dental caries. The course aims to bridge classical concepts with current studies, offering an updated perspective on caries microbiology. Participants will explore the evolving caries etiological theory, identify key microorganisms involved in caries development, and learn about innovative preventive

therapies. This knowledge update is crucial for dental practitioners seeking to enhance their understanding and improve patient care in caries management. Some topics we'll cover include: the shift from a specific pathogen model to a complex ecological understanding of caries etiology; the importance of microbial dysbiosis in caries development; emerging roles of previously unrecognized microorganisms in the caries process; and innovative preventive strategies targeting the oral microbiome. As dental professionals, integrating this updated knowledge into clinical practice is crucial for improving caries prevention and management. Continued education and research in this rapidly evolving field will be essential for providing optimal patient care in the future.

At the conclusion of this course, attendees will understand:

- ◆ The research of the oral microbiome and the development of dental caries
- ◆ Classical concepts of the microbiological aspect of dental caries
- ◆ Caries microbiology and the results of current studies on the oral microbiome
- ◆ Caries etiological theory, the microorganisms related to caries development, and possible therapies to prevent caries

## Mastering the Art of Tax Strategy and Asset Protection

Art McOmber

RECOMMENDED FOR **D**

8 - 9 AM > COURSE # S208

CE CREDITS 1 > ODA COURSE

**NOTE** This course appears to meet the requirements for CE related to practice management and patient relations.

**NOTE** This course is also offered on Friday

We understand that dentists wear multiple hats. You not only provide essential healthcare services but also manage the intricate aspects of running a practice. As a result, we aim to equip healthcare professionals with the resources and knowledge necessary to enhance the efficiency and profitability of your practices, enabling you to deliver superior patient care.

At the conclusion of this course, attendees will be able to:

- ◆ Explain the key principles of tax optimization and identify strategies to minimize tax liabilities as a healthcare professional
- ◆ Recognize the importance of a solid business structure and learn techniques to mitigate risks and protect personal and professional assets
- ◆ Gain insights into asset protection strategies and identify effective methods to safeguard against potential lawsuits and creditor claims
- ◆ Explore the essentials of estate planning and develop a comprehensive plan to protect and transfer assets while minimizing probate costs
- ◆ Practice legal strategies that discourage lawyers from ever filing a suit against you or your business
- ◆ Acquire practical knowledge and actionable steps to implement tax optimization, business structure, and asset protection strategies in your own practice

- ◆ Enhance your financial literacy and empower yourself to make informed decisions that positively impact your financial well-being
- ◆ Incorporate lessons from the expertise and experience of former FBI Special Agent Art McOmber, gaining valuable insights and real-world examples
- ◆ Identify the value and limitations of liability insurance, including potential pitfalls due to policy exclusions and payout caps
- ◆ Understand how a settlement from your malpractice insurance will trigger a report to the National Practitioners Data Bank (NPDB)
- ◆ Discern the negative effects of your name being on the NPDB
- ◆ Take ongoing steps to protect your professional license and your good name
- ◆ Comprehend how financially independent individuals like Warren Buffett set themselves apart using tax strategies

THIS COURSE IS SPONSORED, IN PART, BY THE FORTUNE LAW FIRM.

## Helping the Modern Dental Practice Recognize Certain Ethical Issues

Sean Murphy, JD, CAE

RECOMMENDED FOR **D H A S L**

8 - 11 AM > COURSE # S209

CE CREDITS 3 > ODA COURSE

1 - 4 PM > COURSE # S210

CE CREDITS 3 > ODA COURSE

**NOTE** Afternoon course is a repeat of the morning course.

The course discusses some of the ethical issues currently facing dental practices and provides attendees with options to consider for these various ethical issues. The format for the course, which involves real world hypotheticals, is meant to be both entertaining and engaging.

At the conclusion of this course, attendees will understand considerations for such issues as:

- ◆ Requests for inappropriate treatments
- ◆ Supervising dental team members
- ◆ Furnishing dental records
- ◆ Disclosing conflicts of interest
- ◆ Dental marketing

## Cultural Competency and HIPAA Training for Healthcare Professionals

Kelli Ngariki, MAOM, MaEd

RECOMMENDED FOR **D H A S L**

8 - 11 AM > COURSE # S211

CE CREDITS 3 > ODA COURSE

**NOTE** This course will fulfill the 2-hour cultural competency requirement from the Oregon Board of Dentistry.

**NOTE** This course is also offered once on Thursday and twice on Friday.

This dual-focus course equips dental professionals with the knowledge and tools to deliver culturally competent care while ensuring strict adherence to HIPAA regulations.

Participants will gain insight into diverse patient populations' unique cultural and communication needs, particularly within Oregon's communities, while also covering critical HIPAA privacy and security requirements. By bridging cultural awareness with compliance, this course prepares dental teams to enhance patient trust, safeguard protected health information and reduce the risk of data breaches. Through practical guidance, attendees will learn actionable steps to foster inclusivity and meet the highest patient privacy standards.

At the conclusion of this course, attendees will be able to:

- ◆ Recognize and respect cultural differences within Oregon's patient population, tailoring communication to improve trust and understanding
- ◆ Implement HIPAA privacy and security standards with confidence, protecting patient information and minimizing risk of breaches
- ◆ Apply strategies to address cultural and linguistic barriers while maintaining HIPAA-compliant communication
- ◆ Develop inclusive practices that enhance patient satisfaction and privacy compliance

## Infection Control + OSHA Standing Operating Systems

Kelli Ngariki, MAOM, MaEd

RECOMMENDED FOR **D H A S L**

1 - 4 PM > COURSE # S212

CE CREDITS 3 > ODA COURSE

**NOTE** This course will fulfill the 2-hour infection control requirement from the Oregon Board of Dentistry.

**NOTE** This course is also offered on Thursday

This course provides essential training in dental infection control and OSHA compliance, with a unique focus on creating sustainable systems that ensure consistent application of safety standards. Participants will review the latest CDC guidelines for infection control and OSHA's *Bloodborne Pathogens and Hazard Communication* standards, tailored specifically for dental settings. Through hands-on examples and practical guidance, this course empowers dental professionals to build documented processes that maintain high standards, reduce risk, and enhance patient and staff safety. Attendees will leave with actionable steps to develop systems that foster a culture of compliance and efficiency in their practices.

At the conclusion of this course, attendees will be able to:

- ◆ Implement current CDC infection control guidelines and OSHA standards effectively within dental practices
- ◆ Identify common infection control and safety risks specific to dental settings and apply preventive strategies
- ◆ Develop and document systems to standardize infection control and OSHA compliance, promoting consistent practice and accountability
- ◆ Enhance patient and staff safety through systematic approaches to hazard communication and exposure prevention

## Demystifying Dental Plans and Benefits for Dentists and Dental Team Members

Amrita Patel, DDS, FPFA, FICD, FACD

RECOMMENDED FOR **D H A S L**

8 - 11 AM > COURSE # S213

CE CREDITS 3 > ODA COURSE

1 - 4 PM > COURSE # S214

CE CREDITS 3 > ODA COURSE

**NOTE** Afternoon course is a repeat of the morning course.

As a practice owner, it's important to know how different plan coverages and dental contract requirements can directly impact both patient care and your overall financial success. Hear about what works, and what challenges you can expect to come across. We will share successes, challenges and best practices to help you make informed decisions as you journey along your professional path.

At the conclusion of this course, attendees will understand:

- ◆ Different dental plans, how they work and how they affect patient care
- ◆ How to evaluate and analyze plan contracts
- ◆ Real-world considerations in choosing dental plans for your practice, and beyond

THIS COURSE IS SPONSORED, IN PART, BY TDIC.

TDIC IS AN ODA ENDORSED PROGRAM

## I Found a Lump, Is This Normal?

*A Modern Approach to Clinical Oral Pathology*

Ashish Patel, DDS, MD, FACS

RECOMMENDED FOR **D H A**

8 - 9:30 AM > COURSE # S215

CE CREDITS 1.5 > OEELS COURSE

Oral and maxillofacial hard and soft tissue diseases encompass a wide range of pathologic conditions ranging from indolent and incidental to malignant that may carry substantial morbidity and mortality. Dental practitioners are most often the first providers to identify these problems for patients. Given the multitude of oral diseases and treatment options, developing an accurate assessment and carrying out clinical decisions may be overwhelming. The purpose of this talk is to develop an algorithmic approach to diagnosis, treatment and referrals for a broad differential of hard and soft tissue pathology of the mouth and jaws.

At the conclusion of this course, attendees will be able to:

- ◆ Develop a differential diagnosis for hard and soft tissue oral pathology based on history, physical exam, and dental radiography
- ◆ Identify common and uncommon oral diseases
- ◆ Risk stratify lesions into low, intermediate, and high risk categories
- ◆ Understand the rationale for tests and procedures to aid in diagnosis of oral pathologic conditions

- ◆ Describe CBCT findings for a variety of hard tissue diseases
- ◆ Apply an algorithmic approach to clinical decision making in the management of oral pathology

## Patient Red Flags, Emergency Drugs, and Emergencies They Treat

John B. Roberson, DMD, FACD, FICD, FICOI, FIAOMS

RECOMMENDED FOR **D**

8 - 11 AM > COURSE # S216

CE CREDITS 3 > OSP COURSE

Advancements in medical/surgical treatment and pharmaceuticals have resulted in more patients with significant medical histories and extensive medication lists. This course focuses on several medically compromised disease states that dentists might encounter in daily practice that necessitate extra knowledge and care to prevent potential complications causing otherwise unnecessary morbidity and mortality. These include diabetes, multiple drug interactions, cardiac abnormalities, liver disease, kidney disease, just to name a few. Knowing the red flags will assist the dentist and their team before treatment is rendered on these patients. This course will also assist the dentist and their team on medical emergency preparedness through development of the 5R Emergency Response Plan, the CANAL acronym, and the foundation of medical emergency management. Everyone in the office—the dentist, the dental hygienist, the dental assistant, and even the nurses that work in the dental office—should be familiar with each drug within the drug kit, know each one's effects, and be comfortable with drawing up and labeling the drugs for administration. A thorough discussion of the emergency drug kit should take place during the monthly mock emergency drills performed by the dental office. Additionally, prepare documentation to use during a medical emergency that shows which drug was administered along with time, dosage and route; your records will be vitally important after the fact!

At the conclusion of this course, attendees will understand:

- ◆ The 5R Emergency Response Plan
- ◆ Foundation of medical emergency management
- ◆ CANAL acronym
- ◆ Medically compromised disease states
- ◆ Six essential steps in the chain of survival that improve outcomes during medical emergencies in dental settings
- ◆ Patient questions before treatment
- ◆ Ten critical errors commonly made in dental practices that contribute to medical emergencies and describe ways to prevent them
- ◆ Identify key emergency drugs and apply corresponding treatment algorithms for various medical emergencies encountered in dental practice

## Mastering Regenerative and Reconstructive Periodontal Therapies

*Strategies for Simple to Complex Ridge Preservation and Augmentation*

Harjit Sehgal, BDS, MS, FAGE

RECOMMENDED FOR **D**

1 - 4 PM > COURSE # S217

CE CREDITS 3 > OSP COURSE

This course provides an in-depth exploration of regenerative periodontal therapy, focusing on advanced techniques and the biological principles underlying tissue regeneration in the treatment of periodontal disease and alveolar ridge deficiencies. Emphasis will be placed on the biological mechanisms behind tissue regeneration, the clinical indications for regenerative treatments, and the step-by-step techniques for performing successful regenerative procedures. Participants will gain a comprehensive understanding of patient selection, surgical techniques, post-operative care, and strategies to overcome common challenges in regenerative periodontal therapy. Upon completion, participants will be equipped with the knowledge and skills necessary to incorporate regenerative techniques into their practice, enhancing treatment outcomes and improving patient prognosis.

At the conclusion of this course, attendees will be able to:

- ◆ Understand the biological mechanisms of tissue regeneration in periodontal therapy
- ◆ Review patient selection criteria and clinical indications for regenerative and reconstructive treatments
- ◆ Demonstrate the ability to diagnose and treat alveolar ridge deficiencies
- ◆ Explore various regenerative procedures, including Guided Tissue Regeneration and Guided Bone Regeneration
- ◆ Learn how to effectively plan and execute regenerative procedures, including membrane placement and graft material selection
- ◆ Learn the step-by-step surgical techniques for regenerative periodontal procedures
- ◆ Discuss post-operative management and long-term maintenance of treated sites
- ◆ Analyze clinical cases and case studies to develop skills in treatment planning and evaluating the success of regenerative therapy

### PREVIEW PROGRAM



See Speaker Bios, Special Events, Exhibit Hall Information, and more in our full Preview Program.

Scan the QR Code above or visit [OregonDentalConference.org](https://OregonDentalConference.org) for more information.



# SUCCEED WITH US

Work with compassionate teams that deliver care for the benefit of their patients' long-term oral health. We're hiring in Oregon, Washington and Idaho.

Apply today at [wdgcareers.com/oda](http://wdgcareers.com/oda)

Elizabeth Gustafson

503.351.1968

[egustafson@willamettedental.com](mailto:egustafson@willamettedental.com)

Willamette Dental Group 



ePrescribe all meds *faster* from any device.



- Send multiple secure prescriptions in minutes
- Connect directly to your PMS (Dentrix, Eaglesoft, Carestream, and more.)



**oregon dental**  
ASSOCIATION  
ENDORSED PROGRAM

Members receive a 43% discount.  
[iCoreConnect.com/OR15](http://iCoreConnect.com/OR15)  
888.810.7706

# 2025 Legislative Session to Focus on Housing, Transportation, Budgeting

*ODA's legislative priorities include insurance reform, reimbursement, and a Dentist and Dental Hygienist Compact focused on workforce*

**WITH MORE LEGISLATIVE CONCEPTS PROPOSED FOR THIS** year than any prior legislative session, the 2025 Legislative Session promises to be a busy one for legislators and advocates alike. Governor Kotek and legislative leadership have made clear that they plan to tackle some of the biggest challenges facing Oregon during this legislative session, including housing and a large transportation package.

Legislators will also be tasked with developing and passing a budget for the coming biennium, a task made more difficult this year due to growing state budget constraints and increased budget requests from stakeholders across a variety of sectors.

With the focus of the session on big-ticket issues, industry-specific advocacy groups across the state have had to make difficult decisions about how to prioritize their legislative asks for the 2025 Legislative Session, including the Oregon Dental Association.

The ODA's Regulatory Affairs Committee (RAC) has been engaged in policy discussions with the ODA's government affairs team since early summer 2024 to determine what policies and legislative concepts the association would prioritize this year. As part of that process, the RAC took a hard look at what would be politically feasible given the external pressures facing legislators in 2025.



ISTOCK.COM/CHRISBOSWELL

Ultimately, the RAC and the ODA Board of Trustees agreed upon a 2025 legislative agenda that prioritized what we heard from our members as some of their top priorities, including an insurance reform package of three bills that would help address current challenges facing patients and dental offices, and a bill seeking to include Oregon in the multi-state Dentist and Dental Hygienist Compact, in order to support efforts to expand Oregon's dental workforce. Below are summaries of ODA's legislative priorities for 2025.

### Assignment of Benefits

In Oregon, insurers are not required to submit insurance payments directly to the dentist when patients are seeing an out-of-network dentist. Instead, payments go directly to patients, a practice known as "assignment of benefits." This burdensome process often means that the patient is forced to pay out of pocket for services and await reimbursement from their insurer, while the dentist has to contact the patient for payment after services have been rendered, leading to confusion from patients who expect their insurers to pay providers directly.

This bill would allow patients to choose for payments to be sent directly to their provider, putting patients in control of their benefits while ensuring that the insurance benefit is used for its intended purpose.

### Retroactive Denials

Retroactive denials allow insurance companies to require dentists to repay claims already paid to them when insurers discover they paid a claim mistakenly, even if the claim was processed years ago. This practice often results in unexpected bills for patients and erodes trust between patients and their dentists.

This bill would limit the time frame within which an insurer may demand

a refund on a claim they have paid. Most existing retroactive denial laws across the country limit the time frame allowed for insurer recoupment to 12-24 months, which is longer than the window of time many insurers give dentists to timely file claims.

### Prompt Payment

Many dentists regularly encounter unpredictability and delay associated with getting paid by insurers. When these payments are delayed, dentists may have trouble paying staff and other administrative expenses, impacting the patient experience—and potentially access to dental care. This is particularly important today as operational costs have dramatically increased while insurer payments have not kept pace with inflation.

This bill would bring dental issuance laws in line with existing medical insurance laws, which require an insurer to pay a clean claim or deny the claim no later than 30 days after the date on which the insurer receives the claim. At the time of this writing, 46 other states had laws that required prompt payment from dental insurers.

### Dental and Dental Hygienist Compact

The ODA team and leadership know that workforce challenges remain one of the biggest issues facing dentistry today. Given the political challenges around funding a broad, expensive dental workforce practice this year while the legislature is focused on big-ticket items like housing and transportation, the ODA opted to spend the duration of 2025 laying the groundwork for a future dental workforce package, including engaging in proactive, ongoing conversations with the Oregon Dental Hygienist Association (ODHA) and the Oregon Dental Assistants Association (ODAA). These partnerships will be critical in ensuring that the ODA,

the ODHA, and the ODAA enter a future legislative session with aligned goals and priorities, a key factor to successfully pass a future workforce package benefiting all dental practitioners.

In 2025, ODA's priority workforce legislation is focused on bringing Oregon into the Dentist and Dental Hygienist Compact. The compact, which has already been approved by 10 states, will allow licensed dentists and dental hygienists to practice in all states participating in the compact, rather than get an individual license in every state in which they want to practice. The ability of dentists and hygienists to immediately treat patients after moving from another state to Oregon will increase Oregon's dental workforce. Mobility and multistate practice for licensed dentists and dental hygienists is particularly critical for dental practices or practitioners living in Portland and Vancouver, as they are not currently allowed to practice on both sides of the Oregon/Washington state border.

With the 2025 Legislative Session already underway, there has never been a more important time to get involved and advocate for policies benefitting patients and Oregon's dental practitioners. ODA's Legislative Action Team is one of the most straightforward ways to dip your feet into the world of advocacy. Your involvement with the Legislative Action Team can be big or small – from writing a letter, to attending a meeting with a legislator, to testifying in a legislative committee, or attending a fundraiser on behalf of ODA's political action committee, DOPAC.


If you're interested in getting involved with ODA's Legislative Action Team or learning more about ODA's advocacy work, please reach out to ODA's director of government and regulatory affairs, Brett Hamilton at [bhamilton@oregondental.org](mailto:bhamilton@oregondental.org). 



# ODA's Advocacy Team DELIVERS

“Few of us are able to keep tabs on the bills and regulations going through Salem, even though we know they will have a significant impact on dentistry and our patients. The ODA plays a critical role in serving not only as the voice of dentistry in Oregon, but also in ensuring that members like me are informed and able to get involved when our voices need to be heard”

– Andrea Laidlaw, DMD (ODA member since 2000)



## We are one community, thousands strong!

### Recent ODA Advocacy Successes:



**Dental Insurance Transparency:** With the ODA-sponsored HB 3008, Oregon dentists became the **FIRST IN THE NATION** with the option to participate in-network leasing or accept reimbursements via third-party electronic credit cards, which often impose processing fees. The bill also provides access to more information up front, so dentists can **avoid surprise expenses** that harm patients and undermine their practice.

**Access to Oral Health Care:** ODA's advocacy ensured dental coverage was included in Oregon's new Bridge Plan and ODA earned **HIGHER REIMBURSEMENT RATES** for Dental Care Organizations and dental providers, as well as robust funding for health care provider incentive programs targeting underserved areas.

**Workforce Development:** ODA developed House Bill 2979 to expand the pipeline of dental assistants and hygienists, meet patient demand, and better support auxiliary staff, particularly those in **RURAL AND UNDERSERVED AREAS**, building a coalition of health care organizations and educational institutions advocating for this funding package

### Our Priorities for 2025:

**Insurance Reform:** We're working on policy solutions to help patients better understand their dental insurance and use their coverage more effectively (and reduce the administrative burden on providers). We are focusing on legislative efforts to cover:

- ◆ **Retroactive Denials:** Limiting the time frame within which an insurer may demand a refund on a claim they have already paid out
- ◆ **Prompt Pay:** Shortening the payment window from insurers to dental offices
- ◆ **Assignment of Benefit:** Allow patients to choose to have payment sent directly to their provider

### Addressing Workforce Challenges:

The ODA is leading a Dentist and Dental Hygienist Compact effort. Already approved by ten states, this compact will increase mobility for licensed dentists and dental hygienists and play an important role in addressing some of the workforce challenges our industry is facing.

**Fair Reimbursement:** ODA will continue urging the Oregon Health Authority (OHA) to address Medicaid reimbursements so more dentists can serve our most vulnerable Oregonians. Since mid-2024, the ODA team has been engaged in conversations with the OHA to ensure that dental voices, perspectives, and challenges are heard when the OHA is making decisions about reimbursement rates.

### What else has our Advocacy Team been up to?

In recent months, we have:

- ▶ Helped lead the development of the OHA's Directed Payment proposals to CMS
- ▶ Actively engaged in discussions of Coordinated Care Organizations' dental rate setting
- ▶ Hosted the Governor Kotek Fundraiser at ODA headquarters
- ▶ Helped select Oregon's new Dental Director
- ▶ Provided one-on-one recommendations to the Oregon Health Authority about revisions to the Dental Service Rules
- ▶ Provided a voice for our members at Oregon Board of Dentistry meetings



Together, our voices can  
build better policies for our  
members and our patients.

# Join the ODA's Legislative Action Team!

With the 2025 legislative session rapidly approaching, the ODA is building its team of dental advocates and looking for members interested in getting involved in the legislative process!

The ODA has assembled an experienced, professional lobby team that represents the interests and needs of the dental industry in Salem and Washington D.C., but there is no substitute for the voices of those working with patients and running dental offices every day and who can advocate for patients' rights. Legislators want to hear from those with firsthand experience in dentistry, which is why we need YOU to sign up and get involved with our Legislative Action Team!

## What does it mean to join the ODA Legislative Action Team?

Signing up does not mean we're going to ask you to give up your day job and spend every day lobbying for dentistry in Salem. It simply means you'll be added to our list of advocates that we can call upon when we need dentists to speak on behalf of the industry.

## What might I be asked to do as a member of the ODA Legislative Action Team?


Advocacy can take many forms, depending on your comfort level, experience and expertise. As a member of the ODA Legislative Action Team, you may be invited to:

- Write a letter to your legislators
- Call your legislator's office to urge them to vote on a bill
- Write an op-ed for a local publication
- Attend a meeting with a legislator
- Attend Dental Day at the Capitol in Salem
- Testify in a legislative committee
- Attend a fundraiser on behalf of ODA's political action committee: DOPAC
- Fly to Washington, D.C. with dental advocates from across the country to advocate for dental priorities with your members of Congress

## How do I sign up?

Go to [oregondental.org/government-affairs/advocacy/legislative-action-team](http://oregondental.org/government-affairs/advocacy/legislative-action-team) and let us know which activities you are interested in. You can also email ODA's Director of Government and Regulatory Affairs Brett Hamilton at [bhamilton@oregondental.org](mailto:bhamilton@oregondental.org) and express your interest directly.





# SAVE THE DATE

April 3-5, 2025

OHSU School of Dentistry  
Alumni Reunion Weekend



## WHAT WOULD YOU RATHER BE DOING?



PROFESSIONAL  
PRACTICE  
SPECIALISTS

LET US GET YOU THERE

800-645-7590

practicesales.com

*Practice transitions since 1990*

OUR PACIFIC  
NORTHWEST  
GENERAL  
DENTISTS AND  
SPECIALISTS  
ENJOY:



- Competitive base salaries and additional incentive-based pay
- Generous medical and dental coverage
- Rich employer-paid 401(k) contributions
- Market leading paid time-off
- An opportunity to become an owner in the business
- Camaraderie and professional growth that a group practice offers
- Four-day workweeks and minimal time on call



**PERMANENTE  
DENTISTRY®**  
Permanente  
Dental Associates

ONLINE: [WWW.PDA-DENTAL.COM](http://WWW.PDA-DENTAL.COM)  
PHONE: 503-467-6752  
EMAIL: [PDAJOBS@KP.ORG](mailto:PDAJOBS@KP.ORG)

Well qualified dentists with a preferred one-year experience (can be met with a GPR or AEGD Fellowship) are encouraged to contact our recruitment team.



## REGISTRATION IS NOW OPEN!

THE DENTAL  
FOUNDATION  
OF OREGON

REGISTRATION CLOSES MAY 1, 2025

THE DENTAL FOUNDATION OF OREGON IS THE 501C3 CHARITY TO THE OREGON DENTAL ASSOCIATION. OUR MISSION IS TO ADVANCE ORAL HEALTH EDUCATION, PROVIDE CHARITABLE CARE, AND COORDINATING RESOURCES FOR OREGON'S CHILDREN AND VULNERABLE COMMUNITIES.

  
oregon dental  
ASSOCIATION

# The Dental Foundation of Oregon

19th Annual  
Chip! For Teeth Golf Tournament  
Thursday, May 29, 2025

## Rock Creek Country Club

5100 NW Neakahnie Avenue  
Portland, OR 97229  
rockcreekcountryclub.com

Scramble Format  
7:45 am Shotgun Start

Awards Luncheon Immediately Follows Play



USE YOUR PHONE TO REGISTER VIA THE QR CODE!



## CBCT Basics



By Kate Dubois, DMD

**CBCT IMAGING HAS BECOME AN ESSENTIAL PART** of treatment planning throughout all fields of dentistry, but most dentists have not received specific training on this relatively new imaging modality. This article will provide some baseline information from which to build your knowledge.

CBCT stands for cone beam computed tomography and is a variation on the CAT scans of the past, now known as MDCT or simply CT (computed tomography) scans. In a CT scan, thin slice-like images are taken in three dimensions; then these slices are merged together to allow for a 3D view of the patient. This has a high radiation exposure

but provides very detailed information of primarily hard tissue, but also soft tissue findings within the full extent of the image volume. In a CBCT, a cone-shaped beam is utilized, rather than individual thin slices. This cone shape spins around a patient with the region of interest centered within the cone, also acquiring 3D image information but at a reduced patient radiation dose. Due to the cone geometry and reduced inherent contrast, the edges of the volume are often distorted and the soft tissue visualization is reduced compared to a standard CT scan. Because our work in dentistry is most often focused on hard tissue, the CBCT modality



YAKOBCHUK VIACHESLAV/SHUTTERSTOCK.COM



has been widely adopted as it provides excellent hard tissue visualization within the focal area of the beam.

CBCT radiation dosing has steadily decreased since its introduction, and there are units available that boast that their patient exposure dose is similar to an FMX. This has increased the number of CBCTs taken as part of comprehensive examinations, for new patients and recall patients alike. Following the ALARA principles, CBCT use should be minimized unless specific treatment goals would benefit from 3D imaging. For those new patients with an interest in implant placement, concerning endodontically treated teeth, third molars that are present and may benefit from extraction, or an interest in orthodontic treatment where expansion may be indicated, a baseline CBCT with specific intraoral radiographs such as bitewings may be beneficial, rather than the prior commonly utilized FMX and Panoramic sequence. Basically, if you can see the need for a CBCT in the future, consider starting with one rather than a Panoramic/FMX and adding additional dosage with future CBCT. CBCT is not recommended for soft tissue evaluation such as intraoral soft tissue pathology or examination of the articular disk, but is often also beneficial for limited examination, especially in a smaller field of view.

When a CBCT is taken, the doctor is responsible for identifying the reason for scan or region of interest, examining the entire image, and documenting relevant findings. This can be done directly by the doctor who orders the image, or it can be completed by an oral and maxillofacial radiologist as part of a multidisciplinary approach. In a CBCT taken for implant planning purposes, the bone quality and quantity at the proposed implant site must be evaluated, as well as identification of nearby vital structures. However, all visible anatomy must also be evaluated, and significant findings should be documented. The smaller the field of view, the less anatomy there is to evaluate, but in comprehensive cases, or those regions of interest adjacent to vital structures, there is

no avoiding evaluation of structures outside of the region of interest.

A methodical approach to CBCT evaluation is suggested, providing a blueprint to avoid missed anomalies and pathology. Thorough knowledge of normal anatomy is needed to identify the abnormal, and breaking evaluation into anatomic groups is a suggested method of evaluation. A recommendation is to utilize a stepwise approach and evaluate all anatomic groups present, then finish with the region of interest. Anatomic groupings can be determined by the practitioner, but it is common to break the image into sections including ENT/Airway, Maxilla/Mandible, Dentition, TMJ, Additional/Soft tissue findings. Running methodically through these systems prior to evaluation of the region of interest helps prevent missed findings and further familiarizes the practitioner with normal anatomy.

CBCT documentation should include a reason for scan or region of interest. Reason for scan is more generalized and often can be listed as “comprehensive examination” or “treatment planning,” although additional information leading to the decision to take the image is beneficial. A region of interest is more specific, such as “implant planning,” “evaluation of suspected pathology,” or “third molar extraction planning.” The region of interest must be documented in detail. The remainder of the documentation should include pertinent incidental findings. These findings can range from odontogenic findings including apical lesions and resorption, to systemic findings such as vascular calcifications and degenerative disk disease. Familiarizing yourself with the important incidental findings is part of the CBCT training process.

This baseline information can help doctors make sound decisions about when and how to take CBCT images, provide a methodical approach for image evaluation, and basic guidelines on minimum needed documentation. Education on normal anatomy, common incidental findings, and which incidental findings would be beneficial to document builds on this baseline. ●

# Indigenous Oral Health: Every Dental Professional's Role



By Rachel Meek, DMD  
Oregon Health and  
Science University,  
Class of 2022  
Staff Dentist,  
Confederated Tribes  
of the Siletz Indians  
(Siletz, OR)  
Enrolled Member,  
Cherokee Nation of  
Oklahoma

**CAREQUEST INSTITUTE FOR ORAL HEALTH'S 2023 WHITE PAPER** states it plainly: American Indian and Alaskan Native (AI/AN, native, indigenous) people face a severe and disproportionate burden of oral disease in our country.<sup>1</sup> AI/AN children are three times more likely to have early childhood caries than non-AI/AN children.<sup>2</sup> AI/AN adults are twice as likely to have untreated decay and ~20% more likely to report tooth loss than non-AI/AN adults.<sup>3</sup> Native patients are less likely to have seen a dentist in the last year and more likely to visit the emergency department for tooth pain than non-native patients.<sup>1</sup> The result of generations of oppression, abuse, and forced displacement, the indigenous population in our country faces poverty, malnutrition, homelessness, isolation (by physical or transportation barriers), and discrimination that limits access to meaningful and culturally competent oral health care. Decades spent without

culturally specific and effective solutions have led to significant distrust and anxiety around the dental profession in the indigenous community.

Just a problem for oral health professionals on the reservation? Absolutely not. According to the 2020 U.S. Census, among the 6.79 million native peoples living in our country, only 22% reside on reservations, and about 60% reside in metropolitan areas.<sup>4</sup> AI/AN patients seek care in public health facilities, yes, but corporate offices, private practice, hospitals, and academic settings as well. Every dental professional has a role to play in improving the AI/AN community's experiences and oral health outcomes.

Where are we now? Federal programs are underfunded. Tribal clinics are understaffed and overwhelmed. Urban programs are limited in the care they can provide. Indigenous values are not recognized or understood widely in private and corporate



practice, often leading to distrust and poor patient outcomes. Academic institutions fail to admit AI/AN students, accurately represent and include the indigenous community in research, and teach professional students about caring for native patients. Studies have shown that increasing workforce diversity—native dentists seeing native patients—is one of the best ways to increase access and improve health equity and care quality.<sup>5</sup> Yet, while 2% of the U.S. population is native, only 0.2% of dentists are.<sup>4,6</sup>

As one of those 0.2% of dentists, currently practicing in a tribal community and with a history of practicing in a federal Indian Health Service (IHS) clinic and receiving care myself in both settings, I can attest that the barriers are present and discrimination is real. I can also attest that, although more difficult to identify and develop than the stark problems faced, meaningful solutions do exist.

So, where do we start?

In the public health setting, increased and reliable funding to provide more services and in more remote areas would improve access to care. Public health administrators and providers alike can seek out philanthropic institutions, grants, and public funds for support. Advocacy efforts, especially with specialty societies and organizations like the ODA and ADA, can be directed toward Medicare/Medicaid reform that benefits providers and patients. Those in the position to recruit providers to rural/tribal areas, especially those with indigenous identity, can be intentional in their offerings to ensure providers have the support—personally and professionally—to encourage retention and community integration. One way this is being done effectively now is through the Indian Health Service Health Professions Scholarship, which provides

year-for-year tuition coverage in health professional programs, like dental school, to native students in exchange for service commitment in native communities following graduation.

The private sector needs access to education regarding indigenous patients' needs, tribal resources, and proactive ways to overcome barriers to establishing dental homes. Cultural competency CE can be helpful. The Society of American Indian Dentists (SAID), IHS, and National Indian Health Board (NIHB) offer such courses and resources, including native providers to connect with and share personal concerns or recommendations. Understanding the identity of specific patients and their unique concerns and resources is important as well. Providers should feel empowered to ask their patients questions and develop individualized plans of action to improve oral health outcomes. If your patient is comfortable sharing their identity, do your research. Many tribes have websites that will detail their tribe's values and history for background (as well as their health care financing resources—many tribes will help cover members' health care costs!).

Academic institutions can partner with representative organizations like the SAID and NIHB to ensure research/studies are conducted inclusively. Schools can add focus to recruiting AI/AN applicants and utilize the knowledge of public health and indigenous faculty to develop culturally informed and native-developed coursework for oral health professional students. The Oregon Health and Science University School of Dentistry's new Wy'east Dentistry program, led by Dr. Chloe Craig (another Cherokee dentist!), is a great example of using native providers and educators to help increase native representation in the academic sphere to improve AI/AN oral health.

Oral health professionals involved in organized dentistry and advocacy efforts can be open to novel solutions to indigenous barriers to care—both physical and cultural. The discussion surrounding dental community health aides and dental therapists, among other access to care solutions proposed by the native community, is an important one that requires an open mind and compassion on all sides.

Reversing oral health inequities is the charge of everyone in the oral health profession. My hope is that oral health professionals are open to the idea of playing a role in addressing indigenous inequities. I recommend first starting with CareQuest Institute for Oral Health's 2023 White Paper. In this paper, you will see the hard work done already by many professionals to start addressing the native population's burdens and challenges. You will also find evidence of strategies starting to work. There is hope. 🌍

## References

1. CareQuest Institute for Oral Health. American Indian and Alaskan Native Communities Face a 'Disproportionate Burden of Oral Disease': Reversing Inequities Involves Challenges and Opportunities. Boston, MA: March 2023. DOI:10.35565/CQI.2023.2002.
2. Kathy R. Phipps, Timothy L. Ricks, Nathan P. Mork, and Timothy L. Lozon, "The Oral Health of American Indian and Alaska Native Children Aged 1-5 years: Results of the 2018-19 IHS Oral Health Survey," *Indian Health Service Data Brief* (April 2019).
3. Kathy R. Phipps and Timothy L. Ricks. "The Oral Health of American Indian and Alaska Native Adult Dental Patients: Results of the 2015 IHS Oral Health Survey," *Indian Health Service Data Brief* (March 2016).
4. World Population Review, "Native American Population 2023," accessed January 26, 2023, <https://wordpopulationreview.com/state-rankings-native-american-population>.
5. Institute of Medicine Board on Health Sciences Policy, Committee on Institutional and Policy-Level Strategies for Increasing the Diversity of the U.S. Health Care Workforce, "In the Nation's Compelling Interest: Ensuring Diversity in the Health-Care Workforce," Lonnie R. Bristow, Adrienne Stith Butler, and Brian D. Smedley, eds. (2004).
6. Elizabeth Mertz, Cythia Wides, and Paul Gates, "The American Indian and Alaska Native Dentist Workforce in the United States," *Journal of Public Health Dentistry* 77, no. 2 (March 2017): 125-135.



**Renew  
Today**

**THRIVE IN 2025!**

Save on CE

Recharge your well-being

Meet your financial goals

Continue advancing reforms

**WWW.OREGONDENTAL.ORG**



 **oregon dental**  
CONFERENCE  
**April 3–5, 2025**  
PORTLAND, OREGON  
[OregonDentalConference.org](http://OregonDentalConference.org)

# WILL YOU BE THE 2025 ODA NEW DENTIST AWARD RECIPIENT?

NOMINATIONS NOW OPEN  
[OREGONDENTAL.ORG](http://OREGONDENTAL.ORG)



Connect Learn  
**GROW**

# 2025 ODC Exclusive New Dentist Offerings

**DURING THE 2025 OREGON DENTAL CONFERENCE, WE** have exclusive new dentist offerings for you to connect with your peers!

The ODA Membership Council (previously ODA New Dentist Council) will once again host the New Dentist Social for dentists who graduated between 2014–2024. Join us at the Stir Lounge & Bistro at the Oregon Convention Center on Friday, April 4 from 4:30 p.m. – 6:00 p.m. Drop in and catch up with your colleagues and stay for appetizers and one complimentary drink. Please look for the registration prompt during conference registration.

After the New Dentist Social event, join us at the ODC Friday night event, Casino Royale, to see who takes home the 2025 ODA New Dentist Award! Make sure to nominate your peers who demonstrate excellence and inspire others in science, research and education, practice excellence, philanthropy, leadership, and advocacy prior to March 1 at [oregondental.org](http://oregondental.org).

Don't forget to take advantage of member and early bird savings by registering by February 21. Plus, early career dentists (graduated 2021-2024) save an additional \$100 off registration.

Lastly, who doesn't love swag and snacks? Stop by the ODA Membership booth in Pre-Function A and grab your ODC swag bag filled with exclusive ODA swag plus fun conference snacks.

Visit [www.oregondentalconference.org](http://www.oregondentalconference.org) to learn more! 📺





# Your membership. Your benefits.

Thanks to the partnership of the ADA, state and local dental societies, we're watching our dentists excel, our profession advance, and our communities benefit.

And it all starts with you. Discover the ways your membership can empower you to thrive.

## Your Profession, Your Voice.

### ADA Member App

Explore career paths. Chat. Store CE transcripts. Connect. Mentor.

### Advocacy and State Public Affairs (SPA) Program

Educate federal lawmakers to protect our profession. The SPA program supports Dental Insurance Reform with grants to state dental societies to help them advocate for laws that help our dentists and patients.

### ADA Third Party Payer Concierge™

Questions? Navigating insurance claims? Get support.

### Legal Support

Assistance with contract analysis, litigation and employment best practices.

### ADA Career Services

Career guidance and resources for each step of your journey.

### Licensure

Working to expand interstate operability via the Dentist and Dental Hygienist Compact.

### Dental Sound Bites™ Podcast

Created for dentists, by dentists, with real talk about dentistry's daily wins and sticky situations.

### Continuing Education and SmileCon®

Cutting-edge, unique courses and the ultimate national event to improve care, grow your practice and more.

### ADA Standards and Seal

The ADA sets standards for dentistry tools and products to ensure safety, reliability and efficacy for dentists and the public.

### Career Center

Job alerts and current opportunities.

### Leadership Opportunities

Get involved through community outreach, or serve on ADA Councils, Committees and Task Forces

## Your Mind, Your Body.

### Mental Health Support

Resource directories, tools to manage stress and access to crisis support.

### Family Planning

Important considerations for practicing during pregnancy. FMLA standards. Workplace support.

### Ergonomics

Techniques and tips for pain-free practice.

## Your Life, Your Money.

### Member Discounts

Save time and money with top-quality products and services for your practice and personal life.

### Member Insurance Options


Access or get competitive rates, high-quality coverage for ADA tripartite members.



DR. CATHERINE MURPHY  
member since 2007

DR. JAMES LEE  
member since 2015

Learn more about benefits:  
[ADA.org/membervalue](https://ada.org/membervalue)



# New Dentist Social Hosted by Multnomah Dental Society and Washington County Dental Society

By Lora Mattsen, Executive Director, Multnomah Dental Society

**WHAT A GREAT EVENING OF NEW DENTISTS**, soon-to-be dentists, board members, and sponsors at our annual New Dentist Social. The event was held on Thursday, November 7 at Langers Entertainment Center in Sherwood.

The party room was full of new dentists, members and non-members enjoying pizza and beer while Dr. Barry Taylor, Heather Langdon, and ODA President Dr. Caroline Zeller provided great information on the benefits of membership and the importance of gathering together for social interaction and camaraderie.

This evening is always very popular and so much fun, made even better with the opportunity to combine the two components for a great way to have more young dentists together to network and build community. Our goal is to always promote the value of organized dentistry, and this event allows us to focus on our young, new dentists and dental students.

We sincerely thank our partnerships with the companies and sponsors who were there to mix, mingle and support MDS and WCDS: Astra Practice Partners, Artisan Dental Lab, BNK, Columbia Bank, Fluence, Heritage Bank, Reveal Diagnostics, O'Brien Dental Lab and TDIC. Thank you!

Another great event...until next year! 🍷



LORA MATTSSEN

# 2024 ODA Regional Event

**CE ON THE RANCH TOOK PLACE ON** Friday, November 1 and Saturday, November 2 at Brasada Ranch in Central Oregon. More than 90 members, nonmembers, dental staff, and vendors gathered for a full day of learning, social activities, and connecting with the dental community. Returning this year was trivia and cocktails on Friday, where ODA member Dr. Travis Baskerville served as our trivia master for the evening. Saturday featured Karen Daw, “The OSHA Lady,” who presented a course on *Talking Dirty: An informative and enlightening presentation around Infection*, and ODA members Dr. Daniel Petrisor and Dr. Jonathan Jelmini presented *Understanding Common Oral Lesions: Identification, Management, and Prevention*. The regional event replaces the social component of the ODA’s House of Delegates, as that meeting is now condensed and virtual. Next year join us on the coast at Salishan, November 7 & 8, 2025. 🍷



ALAYNA SCHOBELASKE

PHOTOS PROVIDED BY ODA STAFF AND DR. JULIE SPANIEL





April 3–5, 2025  
PORTLAND, OREGON

Connect Learn  
**GROW**

**THANK YOU, SPONSORS!**

Platinum Level



**ASTRA**  
PRACTICE PARTNERS



Delta Dental of Oregon

Premier Level



The Dentists  
Insurance  
Company

Silver Level



Oral Health Center



A DIVISION OF UMPQUA BANK



Permanente  
Dental Associates



Bronze Level



Speaker Sponsors



Sponsorships and Booth Reservations  
now open for the 2025 ODC.

For more information, please email

[Exhibits@OregonDental.org](mailto:Exhibits@OregonDental.org)



## DENTAL CLASSIFIEDS

### PRACTICES FOR SALE

PROFESSIONAL PRACTICE SPECIALISTS has general and specialty practice opportunities available in Oregon, Washington, Idaho, Hawaii and Alaska. Their collections vary from about \$500K to \$1.5M+. The opportunities change frequently so visit our website, PRACTICESALES.COM for the most recent information, or contact Randy Harrison, 800-645-7590, Randy@PracticeSales.com. Thank you!

Beautiful Practice for Sale in Portland

Well-established 4 op Portland practice with recent remodel and many upgrades. Located on main thoroughfare with private parking. Perfect opportunity for associate to buy out. Seller is willing to extensively train the right person. Practice consistently collects 700k with room to grow by adding services and accepting new patients. Contact Adam at 541-520-5507 or adam@mydentalbroker.com.

### RESORT RENTALS

MADRONA RIDGE—Manzanita Vacation Rental

Manzanita: "Most picturesque town in Oregon"—Architectural Digest

3 Bedrooms

2 Bathrooms

Dog Friendly

Hot Tub

Firepit

Washer/Dryer

Wraparound Decks

<https://www.vacasa.com/unit/84350>

## INDEX TO ADVERTISERS

### BUSINESS BANKING

Heritage Bank ..... 8  
<https://www.heritagebanknw.com>

### COMPUTER SOFTWARE

iCoreConnect ..... 33  
<https://www.icoreconnect.com/or15>

### CONTINUING EDUCATION

OHSU School of Dentistry ..... 38  
<https://www.ohsu.edu/>

### DENTAL BROKERS

Consani Associates, Ltd ..... Inside Front Cover  
<https://www.mydentalbroker.com>

Professional Practice Specialists ..... 38, 50  
<https://www.practicesales.com>

### DENTAL INSURANCE

The Dentists Insurance Company ..... 4  
[www.tdicinsurance.com](http://www.tdicinsurance.com)

### DENTAL LABORATORIES

Artisan Dental Lab ..... Inside Back Cover  
[www.artisandental.com](http://www.artisandental.com)

Assured Dental Laboratory, Inc. .... 6  
<https://www.assuredentallab.com>

O'Brien Dental Lab, Inc. .... 10  
<https://www.obriendentallab.com>

### EMPLOYMENT OPPORTUNITIES

Kaiser Permanente Dental Care Program ..... 38  
<https://www.pda-dental.com>

### FULL-SERVICE DENTAL

Willamette Dental Group ..... 33  
[www.willamettedental.com](http://www.willamettedental.com)

### IT SPECIALISTS

Dentech ..... 8  
<https://www.den-tech.com>

### PRACTICE SALES

Omni Practice Group ..... Outside Back Cover  
<https://www.omni-pg.com>

# NEW & IMPROVED

## Z360 FULL ZIRCONIA CROWN

OVER 100,000 MADE SINCE 2010

STARTING AT **\$135**



PRE SHADED MATERIAL FOR MOST ACCURATE SHADES.  
CAN CONFIDENTLY PRESCRIBE ANYWHERE IN THE MOUTH.  
MADE FROM A HIGH STRENGTH 4 Y ZIRCONIA.

*Artisan*  
DENTAL LABORATORY

503.238.6006 800.222.6721  
2532 SE HAWTHORNE BLVD, PORTLAND OR 97214  
WWW.ARTISANDENTAL.COM

# **20 years** serving Dentists with over **500 practices sold**

**Megan Urban**  
**503-830-5765**  
**megan@omni-pg.com**  
**www.omni-pg.com**  
**License #201221407**



## **Current Listings:**

- ▶ Super Deal in Tigard for \$300,000. Great Location with Building for Sale. Collections in Previous Year Were 750,000. (ORD182)
- ▶ Collecting Over \$800,000, 5 ops, 22 New Patients Per Month. (ORD180)
- ▶ Holistic. On track to Collect \$500,000. Beautiful Architect Designed Space with Gorgeous Views. (ORD179)
- ▶ Free-Standing Building For Sale. \$885,000 Collected in 2023. (ORD178)
- ▶ Busy Practice Needs Endodontist and GP Associate. (ORD175)
- ▶ Collecting Over \$1.0M In-Network with Delta Premier Only. (ORD174)
- ▶ 4+ ops, Possible ADU Option, Dental Lab Renting Basement. (ORR105)